

A R M Y **T M 11-6625-2946-24P**

MARINE CORPS **SL-4-08168A**

TECHNICAL MANUAL

**ORGANIZATIONAL, DIRECT SUPPORT, AND GENERAL SUPPORT
MAINTENANCE REPAIR PARTS AND SPECIAL TOOLS LISTS
(INCLUDING DEPOT MAINTENANCE REPAIR PARTS
AND SPECIAL TOOLS)**

FOR

**TEST SET TS-3354/PRC-68
(NSN 6625-01-091-3157)**

D E P A R T M E N T O F T H E A R M Y , A N D T H E N A V Y

19 JANUARY 1982

TECHNICAL MANUAL

No. 11-6625-2946-24P (Army)

No. 4-08168A (Marine Corps)



DEPARTMENT OF THE ARMY
AND
THE MARINE CORPS

WASHINGTON, DC, 19 January 1982

**ORGANIZATIONAL, DIRECT SUPPORT AND GENERAL SUPPORT
MAINTENANCE REPAIR PARTS AND SPECIAL TOOLS LISTS
(INCLUDING DEPOT MAINTENANCE REPAIR PARTS AND SPECIAL TOOLS)**

FOR

**TEST SET TS-3354/PRC-68
(NSN 6625-01-091-3157)**

Current as of 11 September 1981

REPORTING ERRORS AND RECOMMENDING IMPROVEMENTS

You can help improve this manual. If you find any mistakes or if you know of a way to improve the procedures, please let us know. Mail your letter, DA Form 2028 (Recommended Changes to Publications and Blank Forms), or DA Form 2028-2 located in back of this manual direct to Commander, US Army Communications-Electronics Command ATTN: DRSEL-ME-MQ, Fort Monmouth, NJ 07703.

Marine Corps Units should submit NAVMC10772.

In either case, a reply will be furnished direct to you.

Table of Contents

	Page	Illus Figure
SECTION I. Introduction	1	
II. Repair Parts List	5	
Group 00 Test Set TS-3354/PRC-68 (Unit 1).....	5	1
01 Electronic Component Assembly (1A1)	11	2
0101 RF Generator Assembly (1A1A2)	15	3
0102 Meter Function Assembly (1A1A1).....	19	4
0103 Attenuator/Power Monitor (1A1A6).....	23	5
Power Monitor Assembly (1A1A6A1)	25	6
Attenuator Assembly (1A1A6A2)	27	7
0104 Synthesizer Assembly (1A1A5) (No parts authorized)		
0105 VCO Assembly (1A1A7) (No parts authorized)		
0106 Front Panel Assembly (1A1A3)	29	8
02 Audio Cable Assembly (1W2)	31	9
03 RF Cable Assembly (1W1)	33	10
04 Case Assembly (1A2)	35	11
Case Electrical Equipment (512961-1)	39	12
99 Bulk Materials	40	
SECTION III. Special Tools List (Not applicable)		
IV. National Stock Number and Part Number Index	41	

SECTION I INTRODUCTION

1. Scope

This manual lists spares and repair parts; special tools; special test, measurement, and diagnostic equipment (TMDE), and other special support equipment required for performance of organizational, direct support, and general support maintenance of the TS-3354/PRC-68. It authorizes the requisitioning and issue of spares and repair parts as indicated by the source and maintenance codes.

2. General

This Repair Parts and Special Tools List is divided into the following sections:

a. Section II. Repair Parts List. A list of spares and repair parts authorized for use in the performance of maintenance. The list also includes parts which must be removed for replacement of the authorized parts. Parts lists are composed of functional groups in numeric sequence, with the parts in each group listed in figure and item number sequence. Bulk materials are listed in NSN sequence.

b. Section III. Special Tools List. Not applicable.

c. Section IV. National Stock Number and Part Number Index. A list, in National item identification number (NIIN) sequence, of all National stock numbers (NSN) appearing in the listings, followed by a list, in alphameric sequence, of all part numbers appearing in the listings. National stock numbers and part numbers are cross-referenced to each illustration figure and item number appearance.

3. Explanation of Columns

a. Illustration. This column is divided as follows:

(1) *Figure number.* Indicates the figure number of the illustration on which the item is shown.

(2) *Item number.* The number used to identify item called out in the illustration.

b. Source, Maintenance, and Recoverability (SMR) Codes.

(1) *Source code.* Source codes indicate the manner of acquiring support items for maintenance, repair, or overhaul of end items. Source codes are entered in the first and second positions of the Uniform SMR Code format as follows:

<i>Code</i>	<i>Definition</i>
PA	Item procured and stocked for anticipated or known usage.
PB	Item procured and stocked for insurance purpose because essentiality dictates that a minimum quantity

<i>Code</i>	<i>Definition</i>
	be available in the supply system.
MH	Item to be manufactured or fabricated at the general support maintenance level.
MD	Item to be manufactured or fabricated at the depot maintenance level.
AH	Item to be assembled at general support maintenance level.
AD	Item to be assembled at depot maintenance level.
XA	Item is not procured or stocked because the requirements for the item will result in the replacement of the next higher assembly.
XB	Item is not procured or stocked. If not available through salvage, requisition.

NOTE

Cannibalization or salvage may be used as a source of supply for any items source coded above except those coded XA and aircraft support items as restricted by AR 700-42.

(2) *Maintenance code.* Maintenance codes are assigned to indicate the levels of maintenance authorized to USE and REPAIR support items. The maintenance codes are entered in the third and fourth positions of the Uniform SMR Code format as follows:

(a) The maintenance code entered in the third position will indicate the lowest maintenance level authorized to remove, replace, and use the support item. The maintenance code entered in the third position will indicate one of the following levels of maintenance:

<i>Code</i>	<i>Application/Explanation</i>
O	Support item is removed, replaced, used at the organizational level.
H	Support item is removed, replaced, used at the general support level.
D	Support items that are removed, replaced, used at depot, mobile depot, specialized repair activity only.

(b) The maintenance code entered in the fourth position indicates whether the item is to be repaired and identifies the lowest maintenance level with the capability to perform complete repair (i.e., all authorized maintenance functions). This position will contain one of the following maintenance codes:

<i>Code</i>	<i>Application/Explanation</i>
H	The lowest maintenance level capable of complete repair of the support item is the general support level.
D	The lowest maintenance level capable of complete repair of the support item is the depot level.
Z	Nonreparable. No repair is authorized.

(3) *Recoverability code.* Recoverability codes are assigned to support items to indicate the disposition action on unserviceable items. The recoverability code is entered in the fifth position of the Uniform SMR Code format as follows:

Recoverability

Codes	Definition
Z	Nonreparable item. When unserviceable, condemn and dispose at the level indicated in position 3.
H	Reparable item. When uneconomically reparable, condemn and dispose at the general support level.
D	Reparable item. When beyond lower level repair capability, return to depot. Condemnation and disposal not authorized below depot level.
A	Item requires special handling or condemnation procedures because of specific reasons (i.e., precious metal content, high dollar value, critical material or hazardous material). Refer to appropriate manuals/directives for specific instructions.

c. *National Stock Number.* Indicates the National stock number assigned to the item and will be used for requisitioning purposes.

d. *Federal Supply code for Manufacturer (FSCM).* The FSCM is a 5-digit numeric code listed in SB 708-41/42 which is used to identify the manufacturer, distributor, or Government agency, etc.

e. *Part Number.* Indicates the primary number used by the manufacturer (individual, company, firm, corporation, or Government activity), which controls the design and characteristics of the item by means of its engineering drawings, specifications, standards, and inspection requirements to identify an item or range of items.

NOTE

When a stock numbered item is requisitioned, the repair part received may have a different part number than the part being replaced.

f. *Descriptor.* Indicates the Federal item name and, if required, a minimum description to identify the item.

g. *Unit of Measure (U/M).* Indicates the standard of the basic quantity of the listed item as used in performing the actual maintenance function. This measure is expressed by a two-character alphabetical abbreviation (e.g., ea, in, pr, etc). When the unit of measure differs from the unit of issue, the lowest unit of issue that will satisfy the required units of measure will be requisitioned.

h. *Quantity Incorporated in Unit.* Indicates the quantity of the item used in the breakout shown on the illustration figure, which is prepared for a functional group, subfunctional group, or an assembly. A "V" appearing in this column in lieu of a quantity indicates that

no specific quantity is applicable, (e.g., shims, spacers, etc).

4. Special Information

a. Detailed manufacturing instructions for items source coded to be manufactured or fabricated are found in TM 11-6625-2946-14. Bulk materials required to manufacture items are listed in the Bulk Material Group of this manual.

b. Detailed assembly instructions for items source coded to be assembled are found in TM 11-6625-2946-14. Assembly components are listed immediately following the item to be assembled.

c. The following publication pertains to the TS-3354/PRC-68 and its components: TM 11-6625-2946-14, Test Set TS-3354/PRC-68.

d. National stock numbers (NSN'S) that are missing from P source coded items have been applied for and will be added to this TM by future change/revision when they are entered in the Army Master Data File (AMDF). Until the NSN'S are established and published, submit exception requisitions to: Commander, US Army Communications-Electronics Command, ATTN: DRSEL-MM, Fort Monmouth, New Jersey 07703 for the part required to support your equipment.

5. How to Locate Repair Parts

a. When National stock number or put number is unknown.

(1) *First.* Using the table of contents, determine the functional group within which the item belongs. This is necessary since illustrations are prepared for functional groups and listings are divided into the same groups.

(2) *Second.* Find the illustration covering the functional group to which the item belongs.

(3) *Third.* Identify the item on the illustration and note the illustration figure and item number of the item.

(4) *Fourth.* Using the Repair Parts Listing, find the figure and item number noted on the illustration.

b. When National stock number or part number is known.

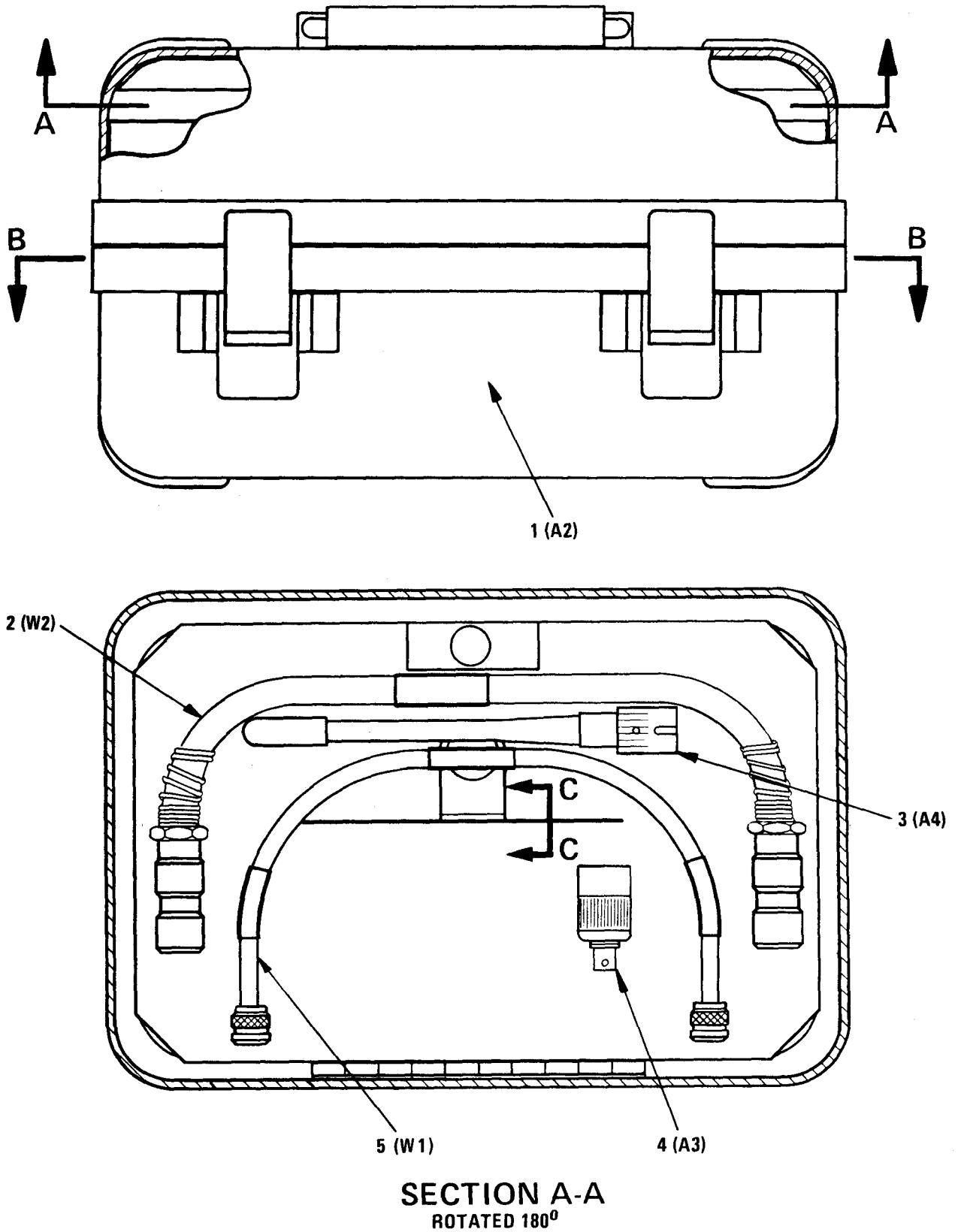
(1) *First.* Using the Index of National Stock Numbers and Part Numbers, find the pertinent National stock number or part number. This index is in NIIN sequence followed by a list of part numbers in alphameric sequence, cross-referenced to the illustration figure number and item number.

(2) *Second.* After finding the figure and item number, locate the figure and item number in the repair parts list.

6. Abbreviations

Not applicable.

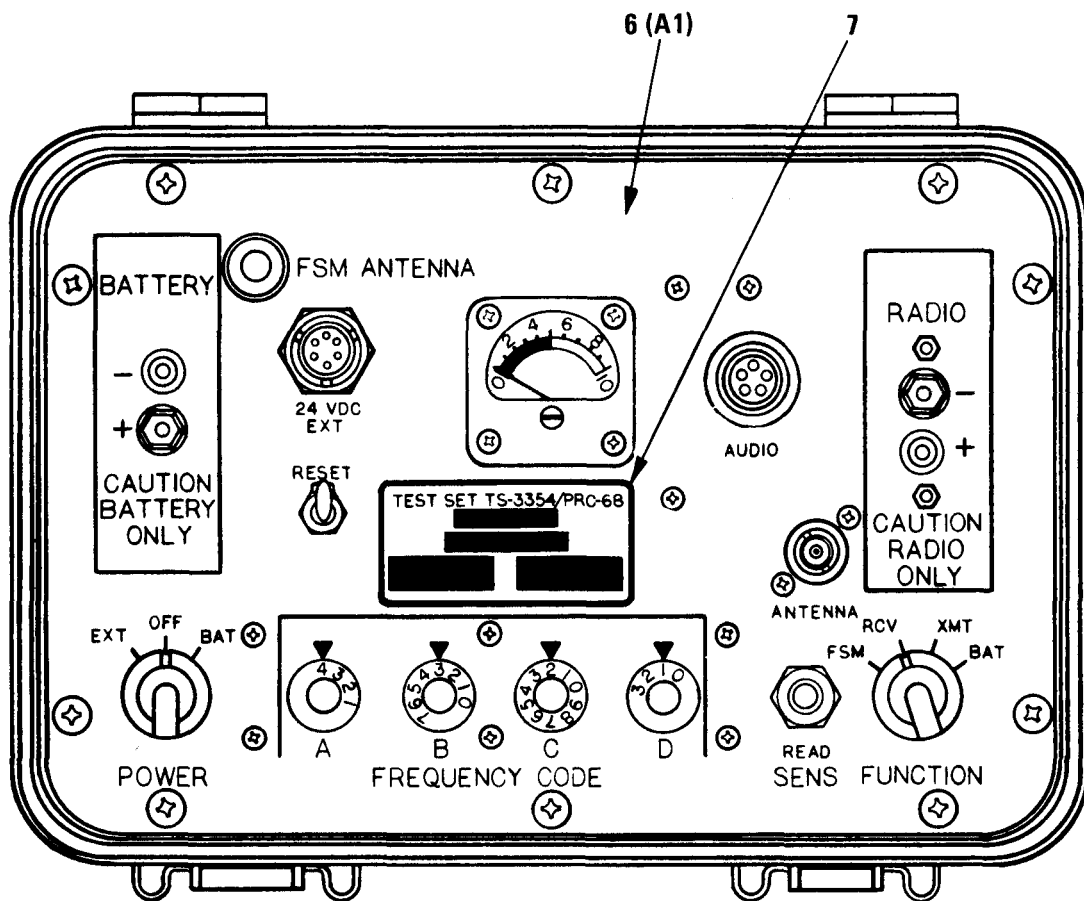
(Next printed page is 4.1)



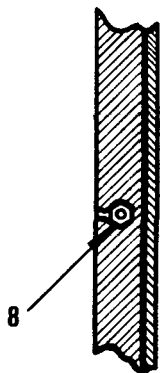
NOTE: PREFIX ALL REFERENCE DESIGNATIONS WITH UNIT 1

EL5V0001

Figure 1. Test Set TS-3354/PRC-68 (Sheet 1 of 2)



SECTION B-B



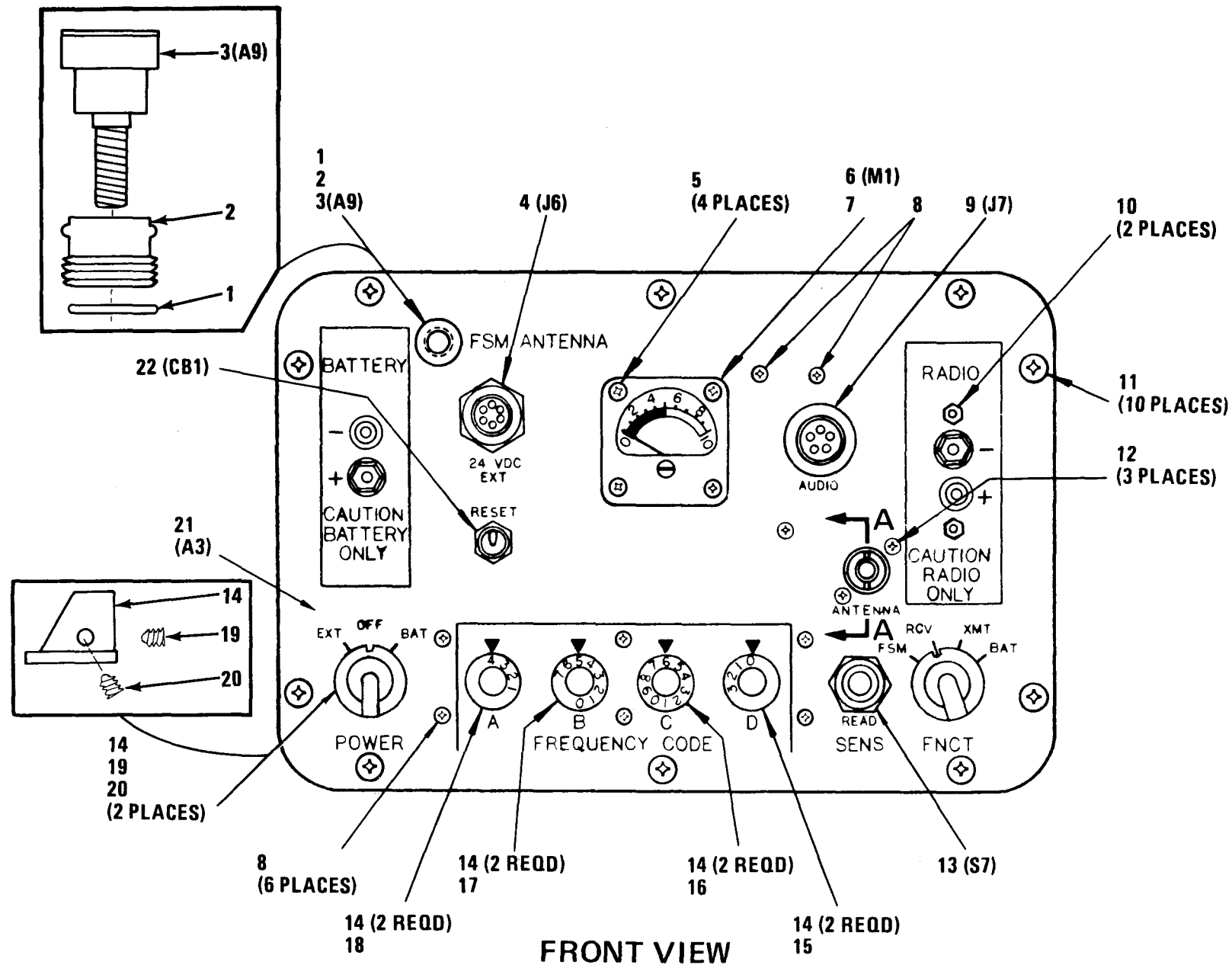
SECTION C-C

EL5V0002

Figure 1. Test Set TS-3354/PRC-68 (Sheet 2 of 2)

SECTION II

(1)	(2)	(3)	(4)	(5)	(6)	(7)	(8)
ILLUSTRATION		NATIONAL		PART	DESCRIPTION		QTY
FIG	ITEM	SMR	STOCK	NUMBER		USABLE ON CODE	INC
NO	NO	CODE	NUMBER	FSCM	NUMBER		IN
							UNIT
GROUP 00 TEST SET TS-3354/PRC-68							
1	1	AHHHH		37695	914271-801		EA 1
1	2	AHOHH		37695	466478-801		EA 1
1	3	PAOZZ	5985-01-096-9396	37695	914161-803		EA 1
1	4	PAOZZ	5985-01-097-7337	37695	914598-801		EA 1
1	5	AHOHH		37695	565112-801		EA 1
1	6	XAHDD		37695	917837-801		EA 1
1	7	MDDZZ		37695	155572		EA 1
1	8	PAOZZ	5120-00-724-3767	73899	5284		EA 1



NOTE: PREFIX ALL REFERENCE DESIGNATIONS WITH 1A1

Figure 2. Electronic Component Assembly (Sheet 1 of 4)

EL5V0003

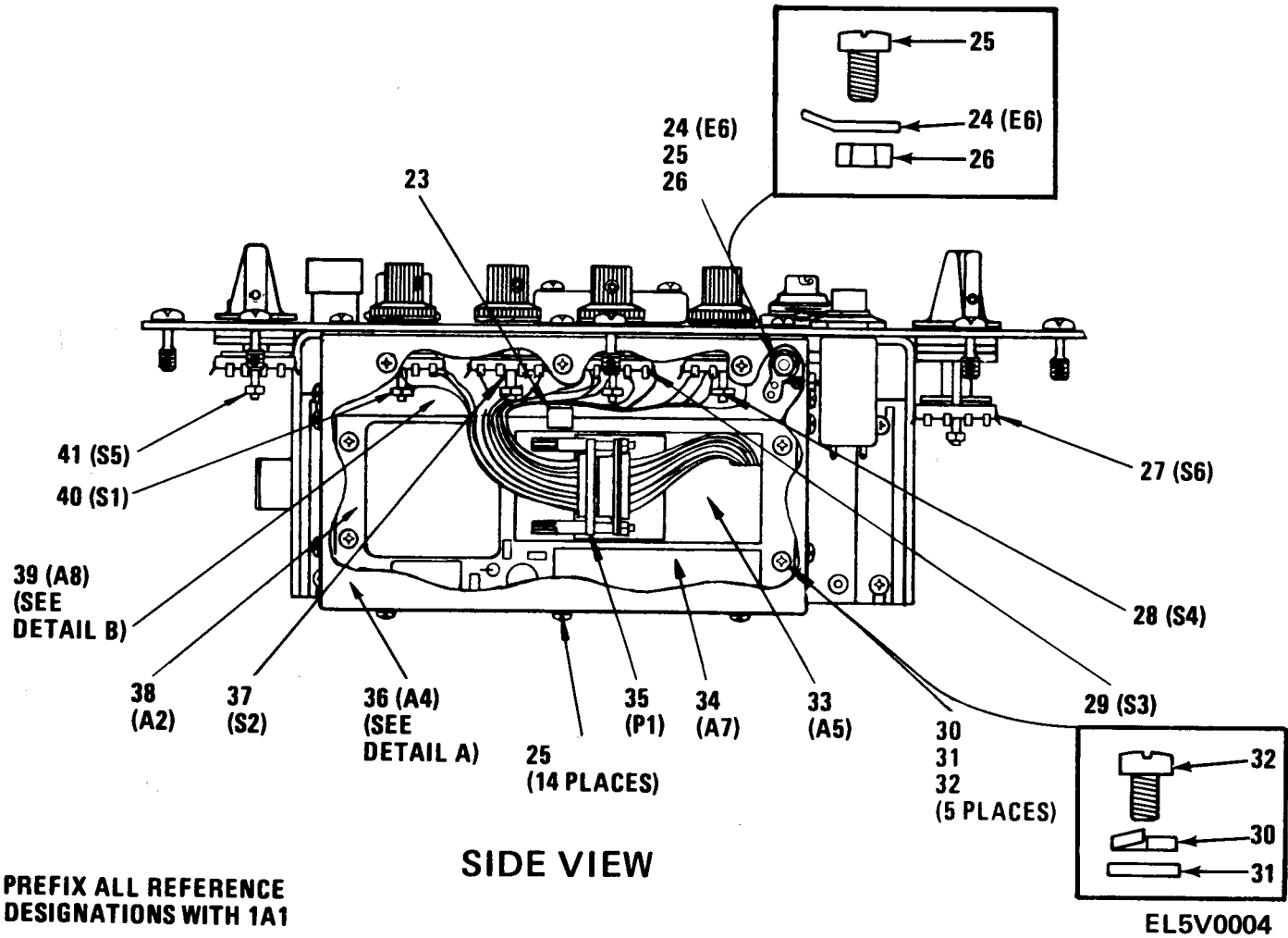


Figure 2. Electronic Component Assembly
(Sheet 2 of 4)

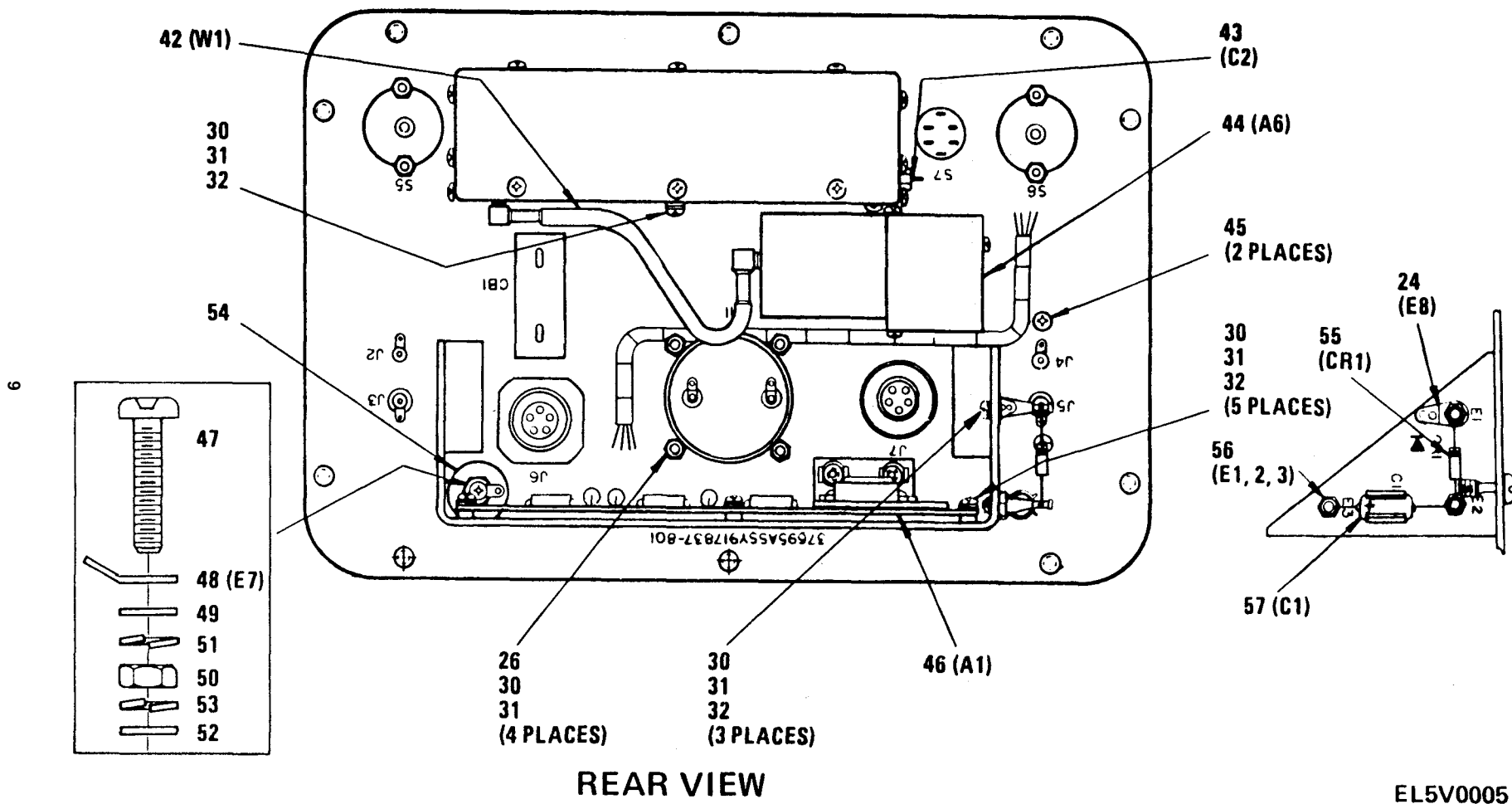
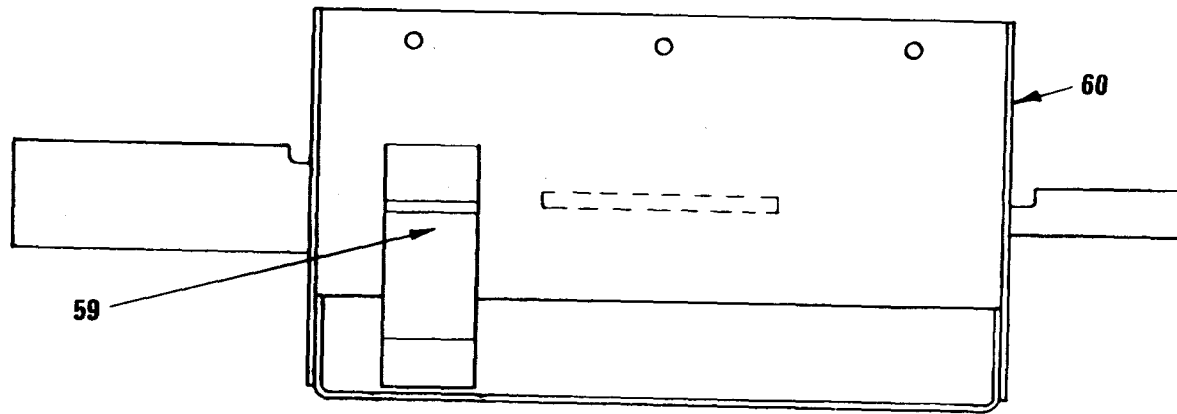
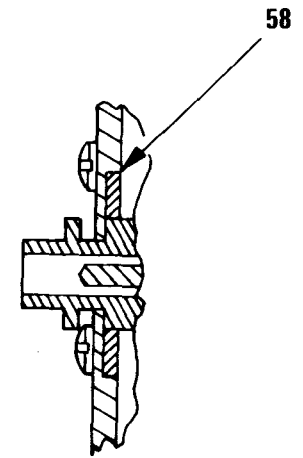


Figure 2. Electronic Component Assembly
(Sheet 3 of 4)

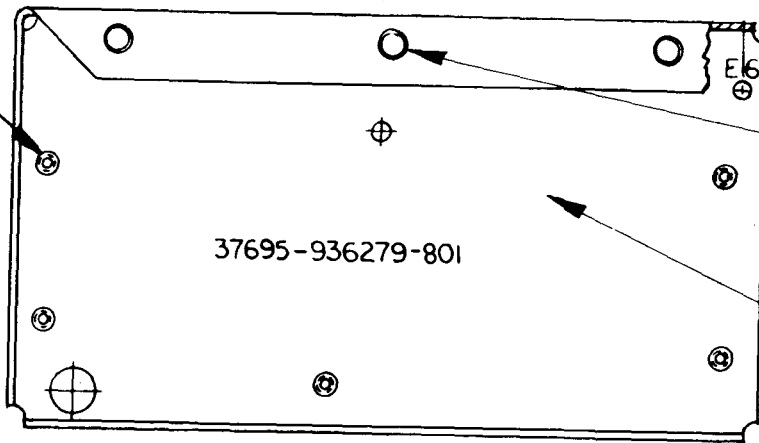


DETAIL A



SECTION A-A

61
(5 PLACES)



DETAIL B

62 (20 PLACES)

63

EL5V0006

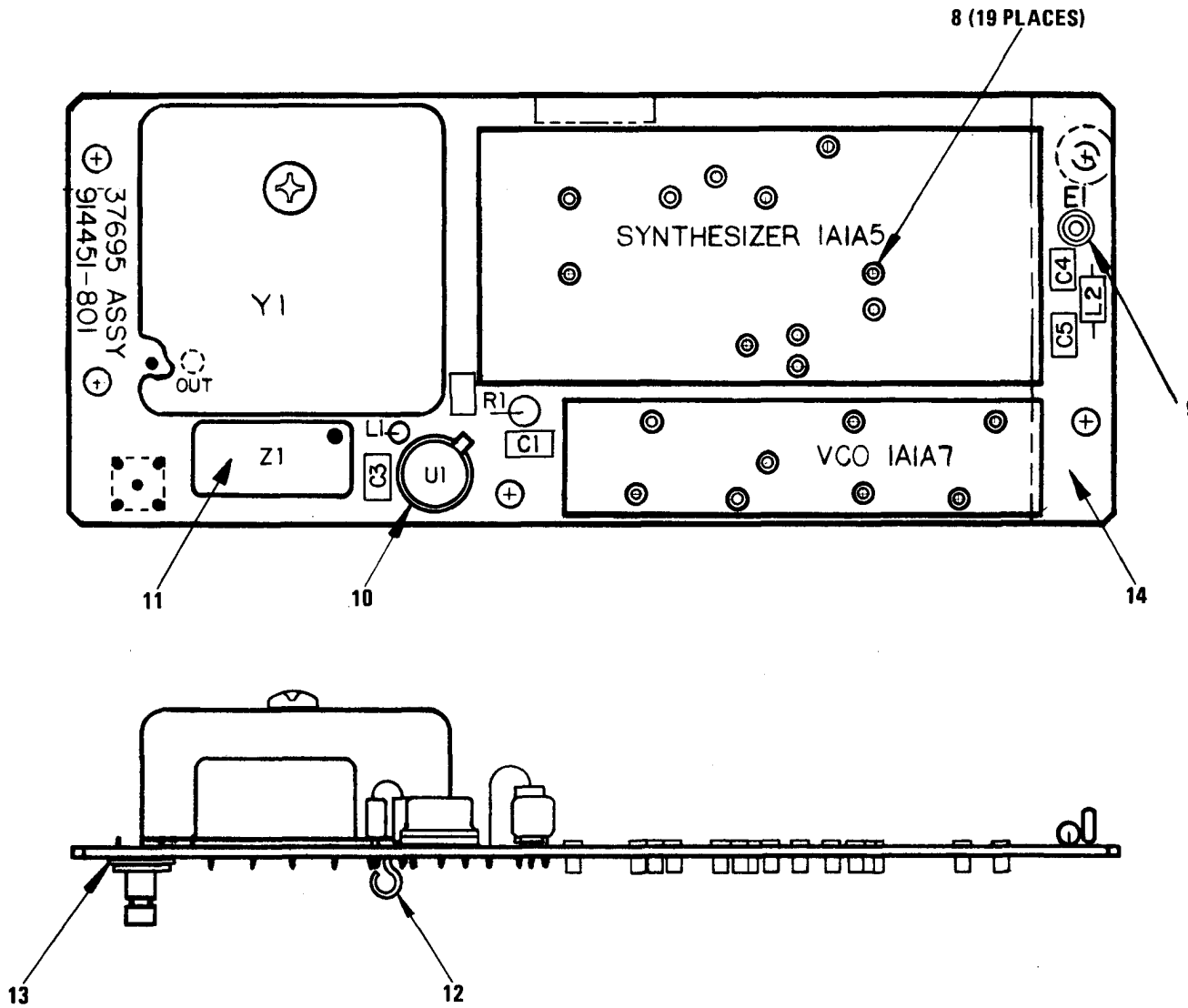
Figure 2. Electronic Component Assembly
(Sheet 4 of 4)

SECTION II

(1) ILLUSTRATION (A) FIG NO	(2) ITEM (B) NO	(3) SMR CODE	(4) NATIONAL STOCK NUMBER	(5) PART NUMBER FSCM	(6) DESCRIPTION	(7) USABLE ON CODE U/M	(8) QTY INC IN UNIT
GROUP 01 ELECTRONIC COMPONENT ASSEMBLY (1A1)							
917387-801							
2	1	PAHZZ	5330-00-066-2413	96906 MS9068-012	PACKING, PREFORMED	EA	1
2	2	XBHZZ		37695 345919-1	INSULATOR, ANTENNA	EA	1
2	3	PAHZZ	5820-01-096-9449	37695 347346-803	ANTENNA CONNECTOR	EA	1
2	4	PAHZZ	5935-00-784-4477	96906 MS3114E10-6P	CONNECTOR, RECEPTACL	EA	1
2	5	PAHZZ	5305-00-993-9268	96906 MS3212-8	SCREW, MACHINE	EA	4
2	6	PAHZZ	6625-00-880-5106	80063 SM-C-660332	AMMETER	EA	1
2	7	MHHZZ		37695 347574-1	GASKET, METER	EA	1
2	8	XBOZZ		37695 936293-3	SCREW, SEAL	EA	8
2	9	PAHZZ	5935-00-823-0667	80058 U183/U	CONNECTOR, RECEPTACL	EA	1
2	10	XBHZZ		37695 513557-1	PIN, GUIDE	EA	2
2	11	XBHZZ		37695 513566-1	SCREW, SEAL	EA	10
2	12	XBDZZ		37695 936293-1	SCREW, SEAL	EA	3
2	13	PAHZZ	5930-01-098-0012	81349 M8805/99-027	SWITCH, PUSH	EA	1
2	14	PAOZZ	5305-01-031-5100	96906 MS51021-111	SETSCREW	EA	10
2	15	PAOZZ	5355-01-097-4970	37695 148069-5	KNOB	EA	1
2	16	PAOZZ	5355-01-097-4285	37695 148069-1	KNOB	EA	1
2	17	PAOZZ	5355-01-098-4437	37695 148069-3	KNOB	EA	1
2	18	PAOZZ	5355-01-097-4971	37695 148069-4	KNOB	EA	1
2	19	PAOZZ	5355-01-098-4436	37695 145122-1	KNOB	EA	2
2	20	PAOZZ	5305-01-033-2650	96906 MS51021-114	SETWCREW	EA	2
2	21	ADHDD		37695 159564-801	FRONT PANEL ASSY	EA	1
2	22	PAHZZ	5925-01-040-7242	81349 M39019/01-215	CIRCUIT BREAKER	EA	1
2	23	XBHZZ		37695 513565-1	SUPPORT	EA	1
2	24	PAHZZ	5940-00-682-2477	96906 MS77068-1	TERMINAL, LUG	EA	2
2	25	PAHZZ	5305-00-054-5646	96906 MS51957-12	SCREW, MACHINE	EA	15
2	26	PAHZZ	5310-00-810-7785	80205 NAS671-4	NUT, PLAIN, HEXAGON	EA	5
2	27	PAHZZ	5930-01-099-1028	76854 5-23461-416	SWITCH, ROTARY	EA	1
2	28	PAHZZ	5930-01-099-1031	76854 5-15911-417	SWITCH, ROTARY	EA	1
2	29	PAHZZ	5930-01-099-9078	76854 5-16991-435	SWITCH, ROTARY	EA	1
2	30	PAHZZ	5310-00-933-8118	96906 MS35338-135	WASHER, LOCK	EA	18
2	31	PAHZZ	5310-00-057-0573	80205 NAS620C4	WASHER, FLAT	EA	18
2	32	PAHZZ	5305-00-054-5647	96906 MS51957-13	SCREW, MACHINE	EA	14
2	33	PAHZA	6625-01-094-0746	37695 914265-801	SYNTHESIZER, ELECTRI	EA	1
2	34	PAHZZ	5820-01-094-1312	37695 917833-803	MODULE ASSEMBLY, VCO	EA	1
2	35	PAHZZ	5935-01-099-2605	54455 DSR-21P4E5-12.0J	CONNECTOR, RECEPTACL	EA	1
2	36	AHFFF		37695 914548-801	COVER ASSEMBLY	EA	1
2	37	PAHZZ	5930-01-099-1030	76854 5-16781-413	SWITCH, ROTARY	EA	1
2	38	PAHDD	5999-01-094-0750	37695 914451-801	CIRCUIT CARD ASSEMB	EA	1

SECTION II

(1) ILLUSTRATION (A) FIG NO	(2) ITEM NO	(3) SMR CODE	(4) NATIONAL STOCK NUMBER	(5) FSCM	(6) PART NUMBER	(6) DESCRIPTION	(7) USABLE ON CODE	(8) QTY INC IN UNIT
2	39	ADDDD		37695	936279-801	CHASSIS ASSEMBLY	EA	1
2	40	PAHZZ	5930-01-099-1029	76854	5-11611-418	SWITCH, ROTARY	EA	1
2	41	PAHZZ	5930-01-099-1027	76854	5-15611-415	SWITCH, ROTARY	EA	1
2	42	PAHZZ	5995-01-097-4998	37695	565087-801	CABLE ASSEMBLY, RADI	EA	1
2	43	PAHZZ	5910-01-099-8991	72982	2425-001X5W502P	CAPACITOR, FIXED, CER	EA	1
2	44	PAHDD	6625-01-094-0747	37695	914267-801	ATTENUATOR SUBASSEM	EA	1
2	45	PAHZZ		96906	MS3212-1	SCREW, MACHINE	EA	2
2	46	PAHDD	5999-01-094-0749	37695	914272-801	CIRCUIT CARD ASSEMBLY	EA	1
2	47	PAHZZ	5305-00-054-5637	96906	MS51957-3	SCREW, MACHINE	EA	1
2	48	PAHZZ	5940-00-259-9057	37695	205010-1	TERMINAL, LUG	EA	1
2	49	PAHZZ	5310-00-685-3744	88044	AN960C8	WASHER, FLAT	EA	1
2	50	PAHZZ	5310-00-837-1381	80205	NAS671C8	NUT, PLAIN, HEXAGON	EA	1
2	51	PAHZZ	5310-00-933-8119	96906	MS35338-137	WASHER, LOCK	EA	1
2	52	PAHZZ	5310-00-043-4708	80205	NAS620C2	WASHER, FLAT	EA	4
2	53	PAHZZ	5310-00-928-2690	80205	NAS1640-2	WASHER, LOCK	EA	1
2	54	MDHZZ		37695	107072-54	WASHER, NONMETALLIC	EA	1
2	55	PAHZZ	5961-00-452-0548	81349	JANTX1N5550	SEMICONDUCTOR DEVIC	EA	1
2	56	PAHZZ	5940-00-900-3755	81349	SE19XD01	TERMINAL, STUD	EA	3
2	57	PAHZZ	5910-01-021-1518	81349	M39006/09-8711	CAPACITOR, FIXED, ELE	EA	1
2	58	MDHZZ		37695	347557-1	GASKET, ATTENUATOR	EA	1
2	59	MDHZZ		327695	347556-1	PAD	EA	1
2	60	MDHZZ		37695	914548-1	SHIELD ASSEMBLY	EA	1
2	61	PADZZ	5310-01-099-4972	07886	NCN4-3-050-8	NUT, PLAIN, CLINCH	EA	5
2	62	PADZZ	5310-00-828-5457	72962	79NCFM1-40	NUT, SELF-LOCKING, CL	EA	20
2	63	MDDZZ		37695	936279-1	COVER, RF GENERATOR	EA	1



LEGEND

REF. DES.	ITEM NO.
C1	1
C2	1
C3	1

REF. DES.	ITEM NO.
C4	1
C4	1
J1	2

REF. DES.	ITEM NO.
L1	3
L2	3
R1	4

REF. DES.	ITEM NO.
U1	5
Y1	6
Z1	7

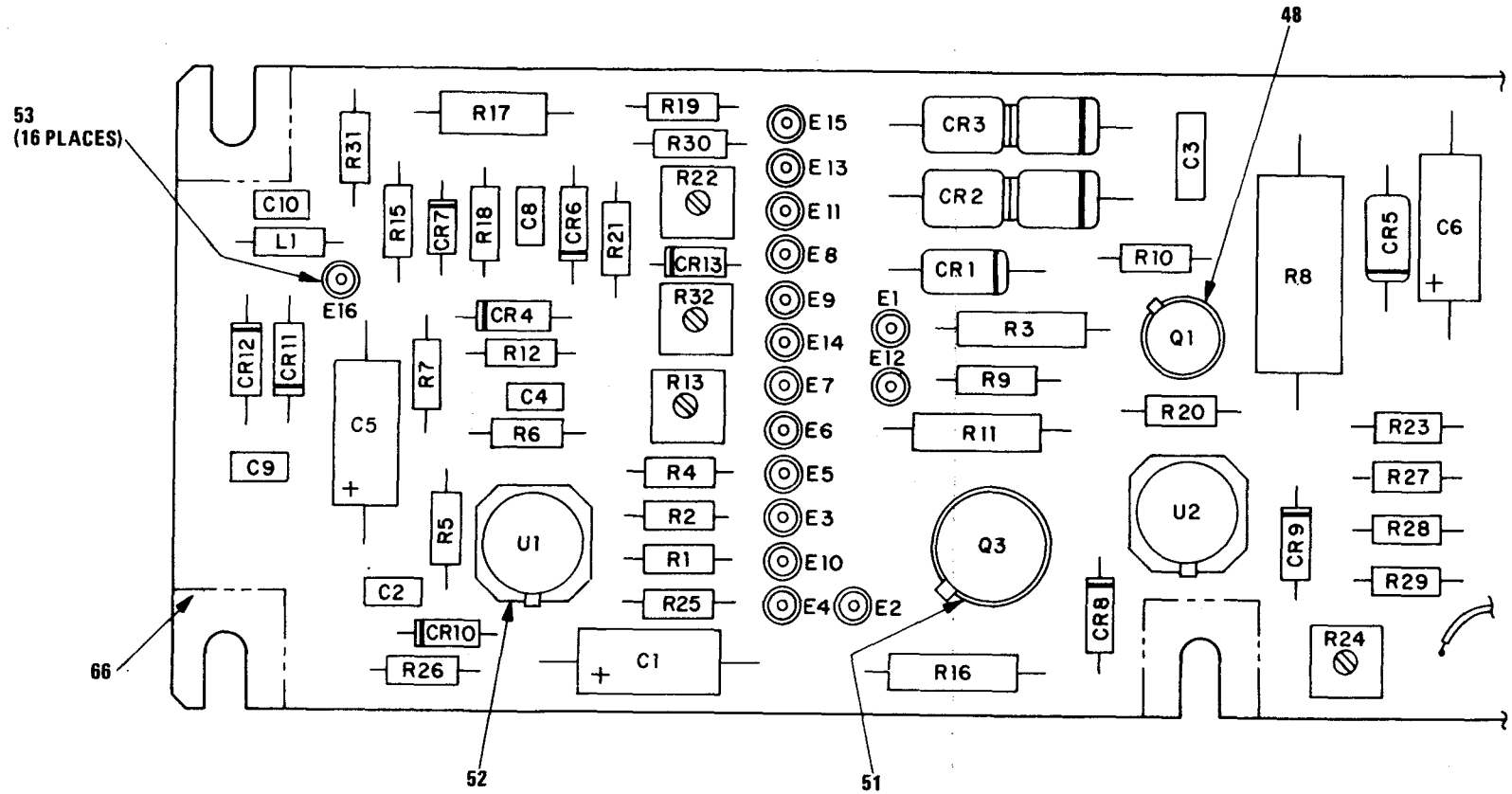
NOTE: PREFIX ALL REFERENCE DESIGNATIONS WITH 1A1A2

EL5V000

Figure 3. RF Generator Assembly

SECTION II

(1) ILLUSTRATION (A) (B) FIG ITEM NO NO	(2) SMR CODE	(3) NATIONAL STOCK NUMBER	(4) FSCM	(5) PART NUMBER	(6) DESCRIPTION	(7) USABLE ON CODE U/M	(8) QTY INC IN UNIT
GROUP 0101 RF GENERATOR ASSEMBLY (1A1A2)							
914451-801							
3	1	PADZZ 5910-00-124-0659	81349	M39014/01-1575	CAPACITOR, FIXED, CER	EA	5
3	2	PADZZ 5935-00-539-1940	19505	16-0209-000	CONNECTOR, RECEPTACL	EA	1
3	3	PADZZ 5950-00-035-4416	96906	MS75083-13	COIL, RADIO FREQUENC	EA	2
3	4	PADZZ 5905-00-111-4742	81349	RCR20G391JS	RESISTOR, FIXED, COMP	EA	1
3	5	PADZZ 5962-01-099-6835	04713	MWA120	MICROCIRCUIT, LINEAR	EA	1
3	6	PADZZ 5895-01-099-5188	37695	626155-1	OSCILLATOR, RADIO FR	EA	1
3	7	PADZZ 4920-01-012-5707	21912	MD-108	MIXER MODULE, RADIO	EA	1
3	8	XBDZZ	37695	189497-6	JACK, TIP	EA	19
3	9	XBDZZ	37695	135135-206	EYELET, METALLIC	EA	1
3	10	XBDZZ 5999-00-927-3699	13103	7717-15N	MOUNTING PAD, ELECTR	EA	1
3	11	XBDZZ 5999-00-481-5513	81349	M38527-6-01D	MOUNTING PAD, ELECTR	EA	1
3	12	XBDZZ	37695	209452-1	TERMINAL, STUD	EA	1
3	13	XBDZZ	37695	346577-1	INSULATOR	EA	1
3	14	XADZZ	37695	410369-1	PRINTED WIRING BOARD	EA	1



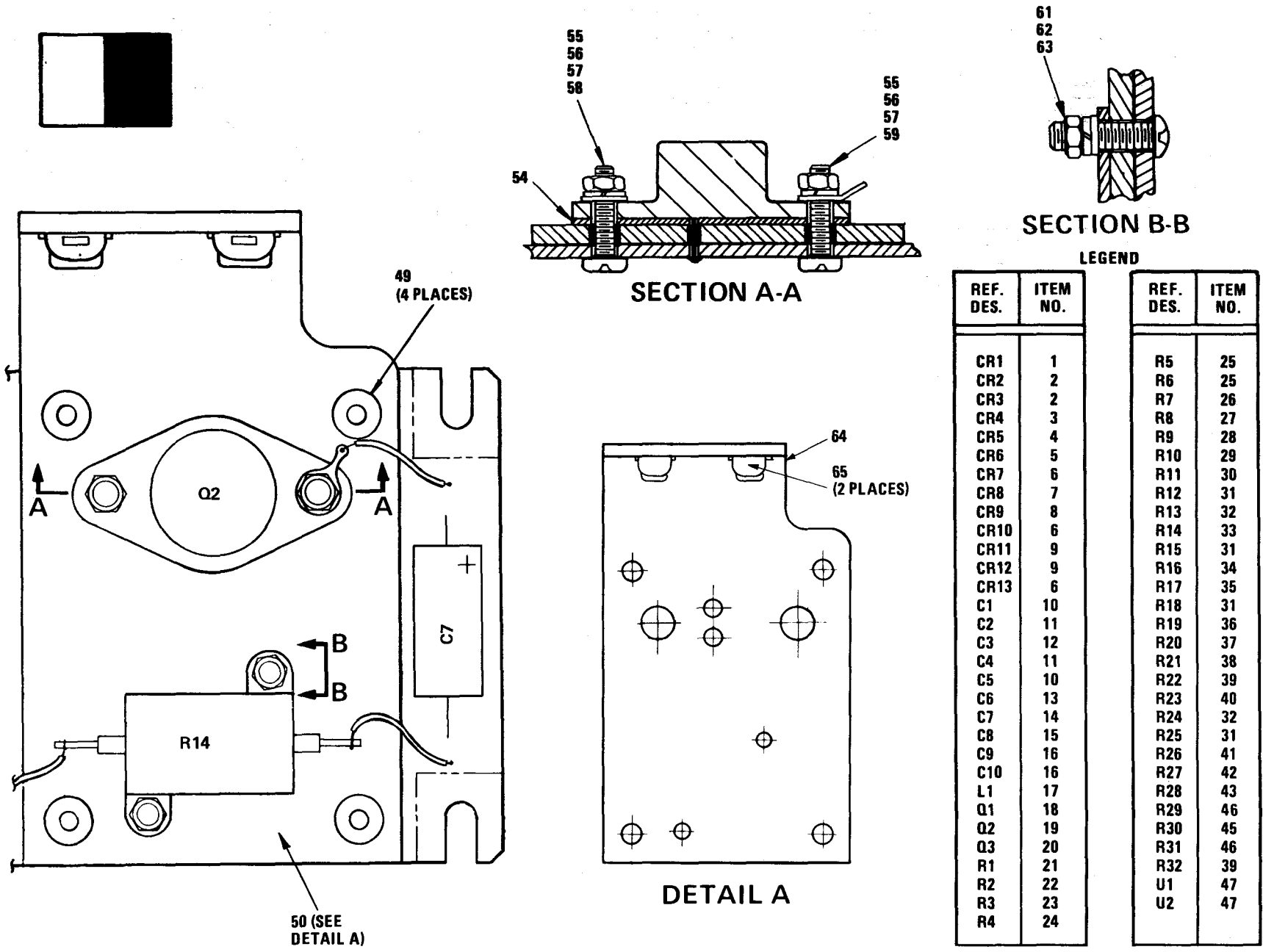
17

NOTE: PREFIX ALL REFERENCE DESIGNATIONS WITH 1A1A1

EL5V0008

Figure 4. Meter Function Assembly (Sheet 1 of 2)

18



REF. DES.	ITEM NO.	REF. DES.	ITEM NO.
CR1	1	R5	25
CR2	2	R6	25
CR3	2	R7	26
CR4	3	R8	27
CR5	4	R9	28
CR6	5	R10	29
CR7	6	R11	30
CR8	7	R12	31
CR9	8	R13	32
CR10	6	R14	33
CR11	9	R15	31
CR12	9	R16	34
CR13	6	R17	35
C1	10	R18	31
C2	11	R19	36
C3	12	R20	37
C4	11	R21	38
C5	10	R22	39
C6	13	R23	40
C7	14	R24	32
C8	15	R25	31
C9	16	R26	41
C10	16	R27	42
L1	17	R28	43
Q1	18	R29	46
Q2	19	R30	45
Q3	20	R31	46
R1	21	R32	39
R2	22	U1	47
R3	23	U2	47
R4	24		

EL5V0009

Figure 4. Meter Function Assembly (Sheet 2 of 2)

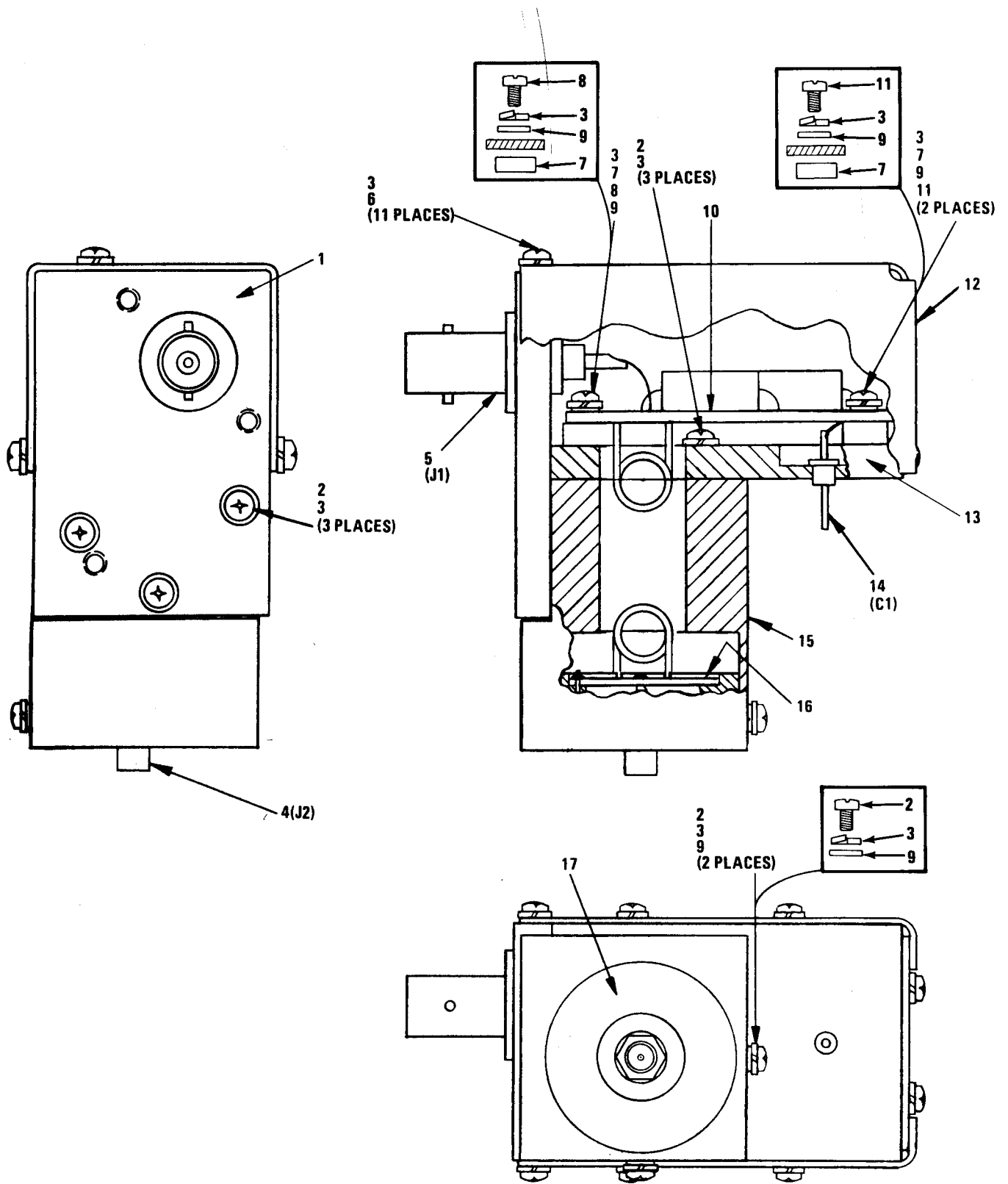
T M 1-6625-2946-24P/SL-4-08168A

SECTION II

(1) ILLUSTRATION (A) FIG NO	(2) (B) ITEM NO	(3) SMR CODE	(4) NATIONAL STOCK NUMBER	(5) FSCM	(6) PART NUMBER	(7) DESCRIPTION USABLE ON CODE U/M	(8) QTY INC IN UNIT
GROUP 0102 METER FUNCTION ASSEMBLY (1A1A1)							
914272-801							
4	1	PADZZ	5961-00-452-0548	81349	JANTX1N5550	SEMICONDUCTOR DEVIC EA	1
4	2	PADZZ	5961-00-187-2477	81349	JAN1N5611	SEMICONDUCTOR DEVIC EA	2
4	3	PADZZ	5961-00-821-2309	81349	JAN1N751A	SEMICONDUCTOR DEVIC EA	1
4	4	PADZZ	5961-00-054-4150	81349	JAN1N4964	SEMICONDUCTOR DEVIC EA	1
4	5	PADZZ	5961-00-852-7549	81349	JAN1N754A	SEMICONDUCTOR DEVIC EA	1
4	6	PADZZ	5961-01-043-9178	81349	JANTX1N4454-1	SEMICONDUCTOR DEVIC EA	3
4	7	PADZZ	5961-00-087-6047	81349	JAN1N645	SEMICONDUCTOR DEVIC EA	1
4	8	PADZZ	5961-00-752-6121	81349	JAN1N753A	SEMICONDUCTOR DEVIC EA	1
4	9	PADZZ	5961-00-912-4907	81349	JAN1N82AG	SEMICONDUCTOR DEVIC EA	2
4	10	PADZZ	5910-00-007-2003	81349	M39003/01-3009	CAPACITOR, FIXED, ELE EA	2
4	11	PADZZ	5910-00-010-8717	81349	M39014/01-1593	CAPCAITOR, FIXED, CER EA	2
4	12	PADZZ	5910-00-113-5499	81349	M39014/02-1350	CAPACITOR, FIXED, CER EA	1
4	13	PADZZ	5910-01-036-3581	81349	M39006/09-8728	CAPACITOR, FIXED, ELE EA	1
4	14	PADZZ	5910-01-067-7322	81349	M39006/09-8751	CAPACITOR, FIXED, ELE EA	1
4	15	PADZZ	5910-00-010-8721	81349	M39014/02-1419	CAPACITOR, FIXED, CER EA	1
4	16	PADZZ	5910-00-124-0659	81349	M39014/01-1575	CAPACITOR, FIXED, CER EA	2
4	17	PADZZ	5950-00-035-4416	96906	MS75083-13	COIL, RADIO FREQUENC EA	1
4	18	PADZZ	5961-00-925-3777	81349	JAN2N2907A	TRANSISTOR EA	1
4	19	PADZZ	5961-01-032-2061	81349	JAN2N6213	TRANSISTOR EA	1
4	20	PADZZ	5961-00-726-7836	81349	JAN2N3440	TRANSISTOR EA	1
4	21	PADZZ	5905-00-106-1249	81349	RCR07G510JS	RESISTOR, FIXED, COMP EA	1
4	22	PADZZ	5905-00-136-8406	81349	RCR07G242JS	RESISTOR, FIXED, COMP EA	1
4	23	PADZZ	5905-01-061-4404	81349	RWR80S2R67FR	RESISTOR, FIXED, WIRE EA	1
4	24	PADZZ	5905-00-120-9154	81349	RCR07G471JS	RESISTOR, FIXED, COMP EA	1
4	25	PADZZ	5905-00-106-3666	81349	RCR07G103JS	RESISTOR, FIXED, COMP EA	2
4	26	PADZZ	5905-00-114-0708	81349	RCR07G202JS	RESISTOR, FIXED, COMP EA	1
4	27	PADZZ	5905-00-146-8423	81349	RCR42G201JS	RESISTOR, FIXED, COMP EA	1
4	28	PADZZ	5905-00-480-4035	81349	RWR81S1R00FR	RESISTOR, FIXED, WIRE EA	1
4	29	PADZZ	5905-00-110-7620	81349	RCR07G102JS	RESISTOR, FIXED, COMP EA	1
4	30	PADZZ	5905-00-199-6936	81349	RWR80S8250FR	RESISTOR, FIXED, WIRE EA	1
4	31	PADZZ	5905-00-111-1679	81349	RCR07G512JS	RESISTOR, FIXED, COMP EA	4
4	32	PADZZ	5905-00-758-4034	81349	RJ50CP502	RESISTOR, VARIABLE, N EA	2
4	33	PADZZ	5905-01-102-3406	81349	RER65F44R2R	RESISTOR, FIXED, WIRE EA	1
4	34	PADZZ	5905-00-243-9032	81349	RWR80S4320FR	RESISTOR, FIXED, WIRE EA	1
4	35	PADZZ	5905-00-111-8357	81349	RCR20G681JS	RESISTOR, FIXED, COMP EA	1
4	36	PADZZ	5905-00-121-9938	81349	RCR07G753JS	RESISTOR, FIXED, COMP EA	1
4	37	PADZZ	5905-00-116-8554	81349	RCR07G105JS	RESISTOR, FIXED, COMP EA	1
4	38	PADZZ	5905-00-106-1278	81349	RCR07G123JS	RESISTOR, FIXED, COMP EA	1

SECTION II

(1) ILLUSTRATION (A) FIG NO	(2) ITEM NO	(3) SMR CODE	(4) NATIONAL STOCK NUMBER	(5) FSCM	(6) PART NUMBER	(7) DESCRIPTION	(8) QTY INC IN UNIT
4	39	PADZZ	5905-00-261-7685	81349	RJ50CP503	RESISTOR, VARIABLE, N	EA 2
4	40	PADZZ	5905-00-126-6683	81349	RCR07G332JS	RESISTOR, FIXED, COMP	EA 1
4	41	PADZZ	5905-00-116-2394	81349	RCR07G511JS	RESISTOR, FIXED, COMP	EA 1
4	42	PADZZ	5905-00-236-7636	81349	RLR07C1602GR	RESISTOR, FIXED, FILM	EA 1
4	43	PADZZ	5905-01-047-1531	81349	RLR07C1002GR	RESISTOR, FIXED, FILM	EA 1
4	45	PADZZ	5905-00-136-8430	81349	RCR07G363JS	RESISTOR, FIXED, COMP	EA 1
4	46	PADZZ	5905-00-110-0388	81349	RCR07G104JS	RESISTOR, FIXED, COMP	EA 2
4	47	PADZZ	5962-00-167-6330	81349	M38510/10101BGC	MICROCIRCUIT, LINEAR	EA 2
4	48	PADZZ	5999-00-728-0236	13103	7717-7N-WHITE	MOUNTING PAD, ELECTR	EA 1
4	49	PADZZ	5320-00-954-0113	96906	MS16535-155	RIVET, TUBULAR	EA 4
4	50	ADDDD		37695	936276-801	BRACKET	EA 1
4	51	PADZZ	5999-00-020-7997	13103	7717-4N-WHITE	MOUNTING PAD, ELECTR	EA 1
4	52	PADZZ	5999-00-250-2398	07047	10272-DAP	MOUNTING PAD, ELECTR	EA 2
4	53	XBDZZ		37695	109614-12	EYELET, METALLIC	EA 16
4	54	PADZZ	5970-00-181-0516	80063	SM-B-619786	INSULATOR, PLATE	EA 1
4	55	PADZZ	5305-00-054-5650	96906	MS51957-16	SCREW, MACHINE	EA 2
4	56	PADZZ	5310-00-933-8118	96906	MS35338-135	WASHER, LOCK	EA 2
4	57	PADZZ	5310-00-208-3786	80205	NAS671C4	NUT, PLAIN, HEXAGON	EA 2
4	58	PADZZ	5310-00-057-0573	80205	NAS620C4	WASHER, FLAT	EA 1
4	59	XBDZZ	5940-00-257-5673	37695	205010-4	TERMINAL, LUG	EA 1
4	60	PADZZ	5310-00-928-2690	80205	NAS1640-2	WASHER, LOCK	EA 2
4	61	PADZZ	5310-00-043-4708	80205	NAS620C2	WASHER, FLAT	EA 2
4	62	PADZZ	5310-00-812-4294	80205	NAS671C2	NUT, PLAIN, HEXAGON	EA 2
4	63	PADZZ	5305-00-054-5639	96906	MS51957-5	SCREW, MACHINE	EA 2
4	64	ADDDD		37695	936276-1	BRACKET	EA 1
4	65	PADZZ	5310-00-962-1481	72962	12NC4284-2-40	NUT, SELF-LOCKING, CL	EA 2
4	66	XADZZ		37695	410500-1	PRINTED WIRING BOARD	EA 1



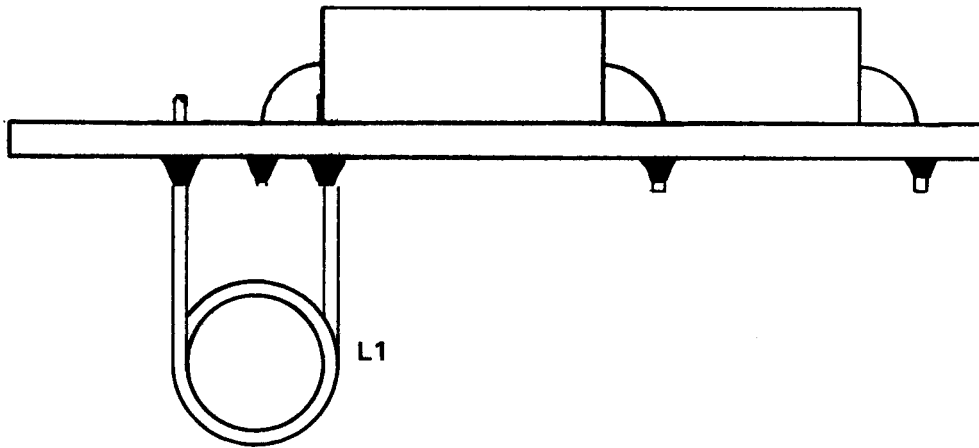
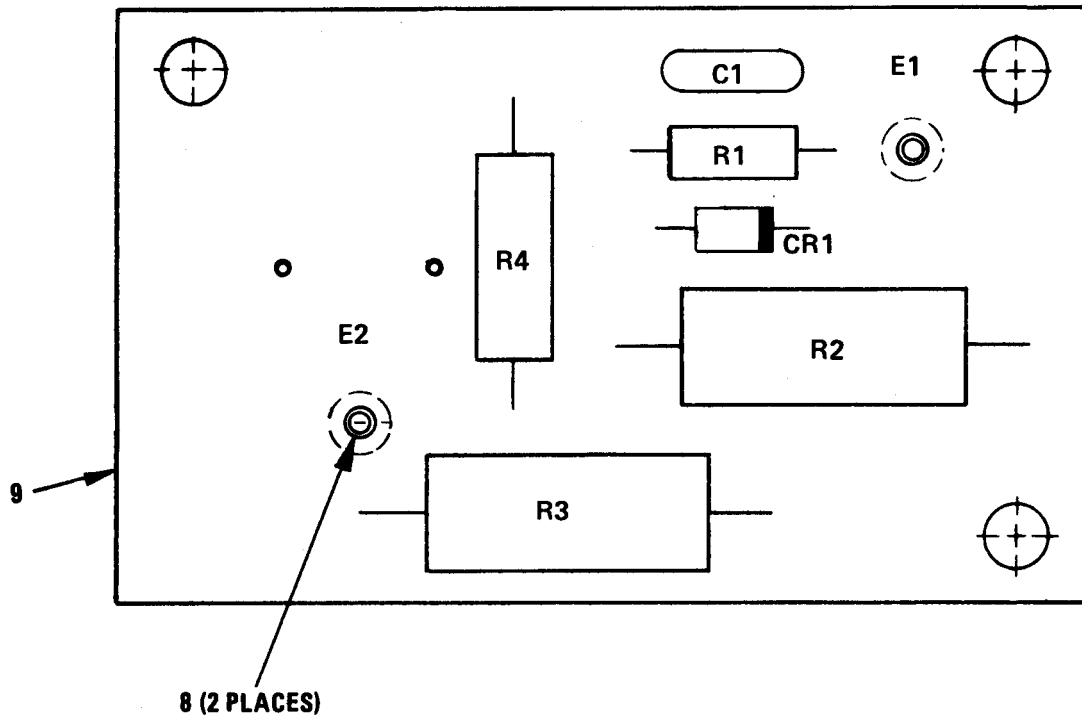
NOTE: PREFIX ALL REFERENCE DESIGNATIONS WITH 1A1A6

EL5V0010

Figure 5. Attenuator/Power Monitor

SECTION II

(1)	(2)	(3)	(4)	(5)	(6)	(7)	(8)
ILLUSTRATION					DESCRIPTION		QTY
(A)	(B)	NATIONAL		PART			INC
FIG	ITEM	SMR	STOCK	NUMBER		USABLE ON CODE	U/M
NO	NO	CODE	NUMBER	FSCM	NUMBER		UNIT
GROUP 0103 ATTENUATOR/POWER MONITOR (1A1A6)							
914267-801							
5	1	MDDZZ		37695	513598-1		EA 1
5	2	PADZZ	5305-00-054-5638	96906	MS51957-4		EA 8
5	3	PADZZ	5310-00-928-2690	80205	NAS1640-2		EA 22
5	4	PADZZ	5935-01-099-2606	19505	16-0204-000		EA 1
5	5	PADZZ	5935-00-892-9035	80058	UG657A/U		EA 1
5	6	PADZZ	5305-00-054-5635	96906	MS51957-1		EA 11
5	7	XBDZZ		37695	513558-1		EA 3
5	8	PADZZ	5305-00-054-5642	96906	MS51957-8		EA 1
5	9	PADZZ	5310-00-043-4708	80205	NAS620C2		EA 5
5	10	XBDDD		37695	914545-801		EA 1
5	11	PADZZ	5305-00-054-5639	96906	MS51957-5		EA 2
5	12	XBDZZ		37695	936280-1		EA 1
5	13	XBDZZ		37695	513559-1		EA 1
5	14	PADZZ	5935-01-099-2605	37695	185290-4		EA 1
5	15	XBDZZ		37695	513597-1		EA 1
5	16	XBDDD		37695	914546-801		EA 1
5	17	XBDZZ		37695	513560-1		EA 1



LEGEND

REF. DES.	ITEM NO.
CR1	1
C1	2
L1	3
R1	4
R2	5
R3	6
R4	7

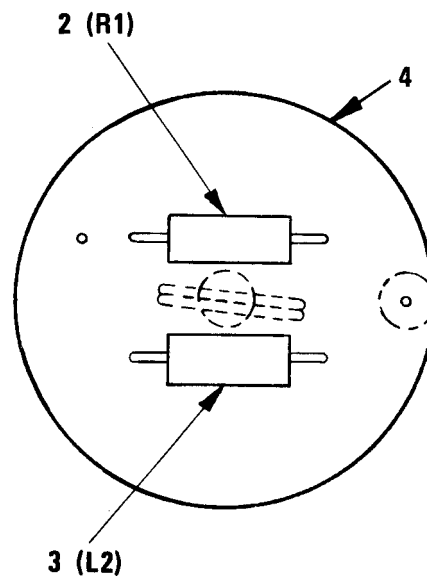
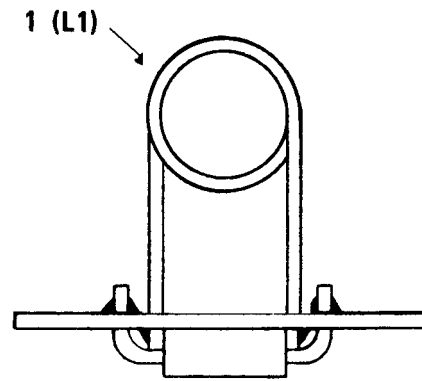
NOTE: PREFIX ALL REFERENCE DESIGNATIONS WITH 1A1A6A1

EL5V0011

Figure 6. Power Monitor Assembly

SECTION II

(1)	(2)	(3)	(4)	(5)	(6)	(7)	(8)	
ILLUSTRATION					DESCRIPTION		QTY	
(A)	(B)	NATIONAL		PART			INC	
FIG	ITEM	SMR	STOCK				IN	
NO	NO	CODE	NUMBER	FSCM	NUMBER	USABLE ON CODE	U/M	UNIT
6	1	PADZZ	5961-01-067-3033	81349	JAN1N4454-1		EA	1
6	2	PADZZ	5910-00-010-8717	81349	M39014/01-1593		EA	1
6	3	PADZZ	6625-01-097-8423	37695	365152-1		EA	1
6	4	PADZZ	5905-00-110-0388	81349	RCR07G104JS		EA	1
6	5	PADZZ	5905-00-410-3837	81349	RCR32G300JS		EA	1
6	6	PADZZ	5905-00-456-0577	81349	RCR32G270JS		EA	1
6	7	PADZZ	5905-00-116-8562	81349	RCR20G361JS		EA	1
6	8	XBDZZ		37695	135135-206		EA	2
6	9	XADZZ		37695	410661-1		EA	1



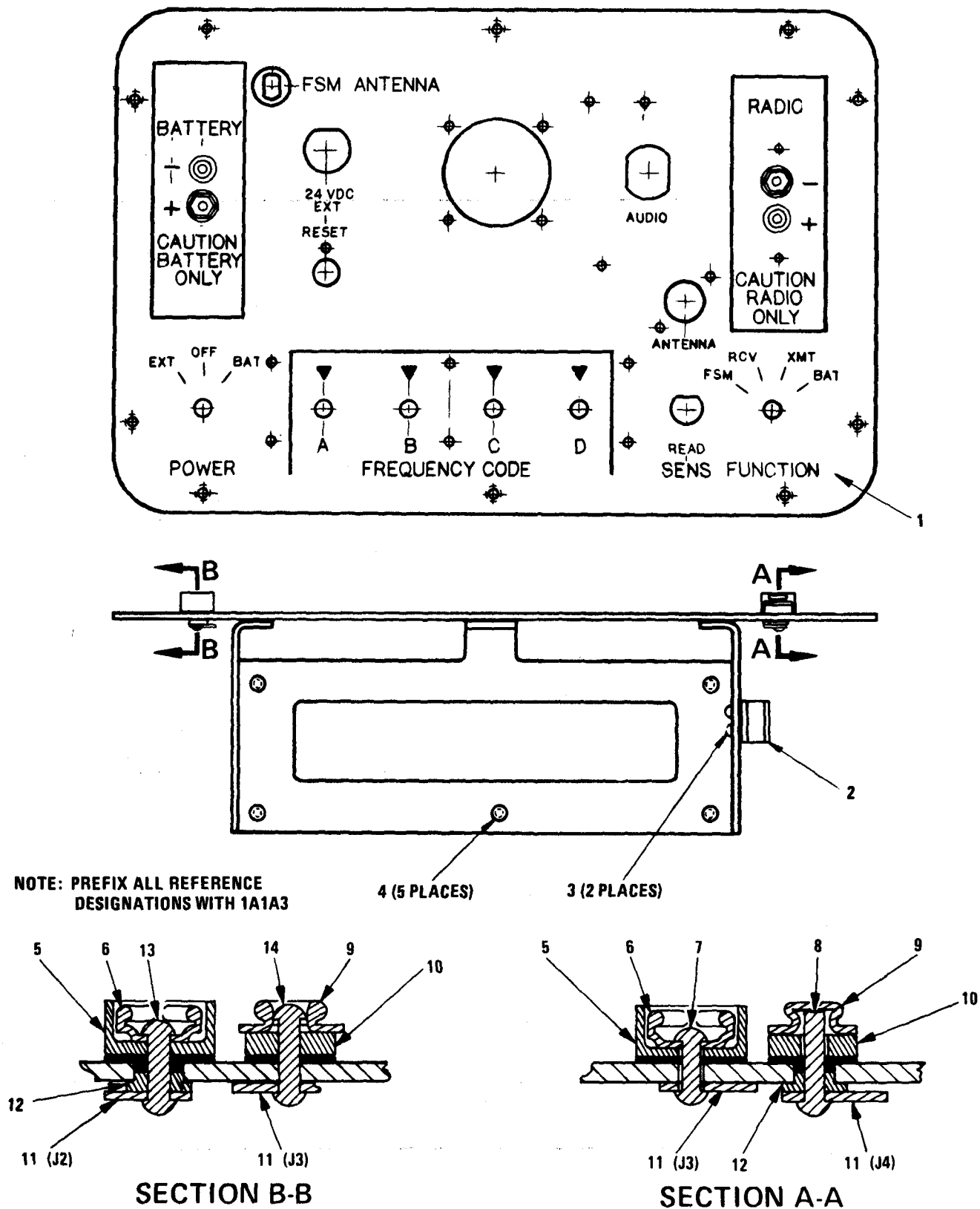
**NOTE: PREFIX ALL REFERENCE
DESIGNATIONS WITH 1A1A6A2**

EL5V0012

Figure 7. Attenuator Assembly

SECTION II

(1)	(2)	(3)	(4)	(5)	(6)	(7)	(8)
ILLUSTRATION						DESCRIPTION	
(A)	(B)	NATIONAL		PART		INC	
FIG	ITEM	SMR	STOCK	PART		IN	
NO	NO	CODE	NUMBER	FSCM	NUMBER	USABLE ON CODE	U/M UNIT
7	1	PADZZ	6625-01-097-8423	37695	365152-1		EA 1
7	2	PADZZ	5905-00-106-1249	81349	RCR07G510JS	RESISTOR, FIXED, COMP	EA 1
7	3	PADZZ	5950-00-035-4419	96906	MS75083-9	COIL RF	EA 1
7	4	XADZZ		37695	410660-1	PRINTED WIRING BOARD	EA 1

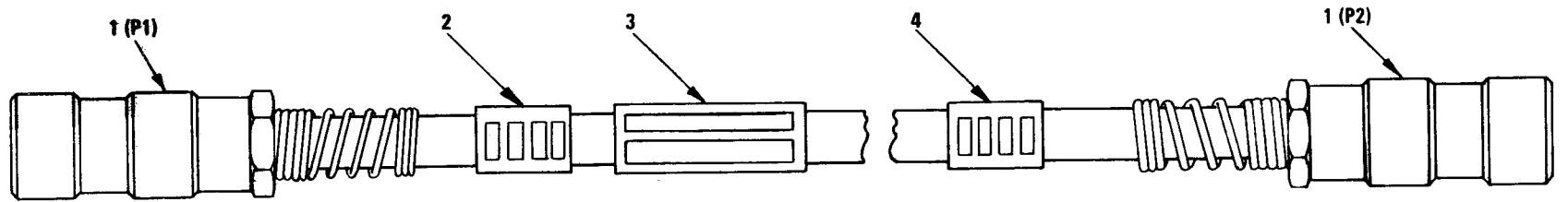


NOTE: PREFIX ALL REFERENCE DESIGNATIONS WITH 1A1A3

Figure 8. Front Panel Assembly

SECTION II

(1)	(2)	(3)	(4)	(5)	(6)	(7)	(8)
ILLUSTRATION					DESCRIPTION		QTY
(A)	(B)	NATIONAL		PART			INC
FIG	ITEM	STOCK		NUMBER		USABLE ON CODE	U/M
NO	NO	CODE	NUMBER	FSCM	NUMBER		UNIT
GROUP 0106 FRONT PANEL ASSEMBLY (1A1A3)							
159564-801							
8	1	MDDZZ		37695	159564-1	PANEL,FRONT	EA 1
8	2	PADZZ	5340-00-533-9089	81349	M24066/2-318	CLIP,SPRING TENSION	EA 1
8	3	PADZZ	5320-00-443-0180	96906	MS16535-65N	RIVET,TUBULAR	EA 2
8	4	XBDZZ		07886	NCN-4-3-2-4	INSERT,SCREW THREAD	EA 5
8	5	XBDZZ		37695	345125-1	INSULATOR	EA 2
8	6	XBDZZ		83058	BS12209K1105	TERMINAL,QUICK DISCONNECT	EA 2
8	7	XBDZZ		96906	MS16535-136N	RIVET,TUBULAR	EA 1
8	8	XBDZZ		96906	MS16535-138N	RIVET,TUBULAR	EA 1
8	9	XBDZZ		83058	BS12302K1105	TERMINAL,QUICK DISCONNECT	EA 2
8	10	XBDZZ		37695	345125-2	INSULATOR	EA 2
8	11	XBDZZ		37695	205010-10	TERMINAL,LUG	EA 4
8	12	XBDZZ			NO 4 NYLON SHOUL 23050 DER WASHER	WASHER,SHOULDERED	EA 2
8	13	XBDZZ		96906	MS16535-137N	RIVET,TUBULAR	EA 1
8	14	XBDZZ		96906	MS16535-139N	RIVET,TUBULAR	EA 1



NOTE: PREFIX ALL REFERENCE DESIGNATIONS WITH 1W2

EL5V0014

Figure 9. Audio Cable Assembly

SECTION II

(1)	(2)	(3)	(4)	(5)	(6)	(7)	(8)	
ILLUSTRATION					DESCRIPTION		QTY	
(A)	(B)	NATIONAL		PART			INC	
FIG	ITEM	SMR	STOCK				IN	
NO	NO	CODE	NUMBER	FSCM	NUMBER	USABLE ON CODE	U/M	UNIT

GROUP 02 AUDIO CABLE ASSEMBLY(1W2)

9	1	PAHZZ	5935-00-992-2035	80058	U-229/U	CONNECTOR, PLUG, ELEC	EA	2
9	2	XBHZZ		37695	155701-8	BAND MARKER, CABLE	EA	1
9	3	XBHZZ		37695	155701-9	BAND MARKER, CABLE	EA	1
9	4	XBHZZ		37695	155701-7	BAND MARKER, CABLE	EA	1

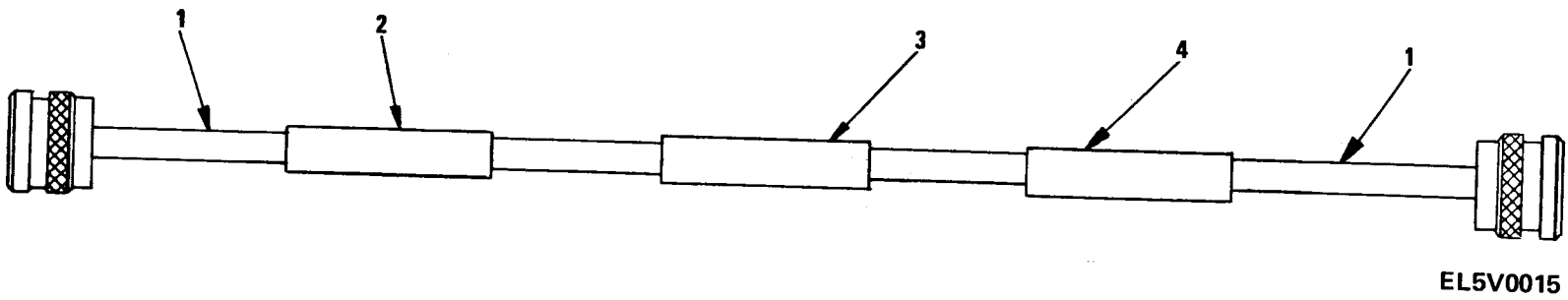
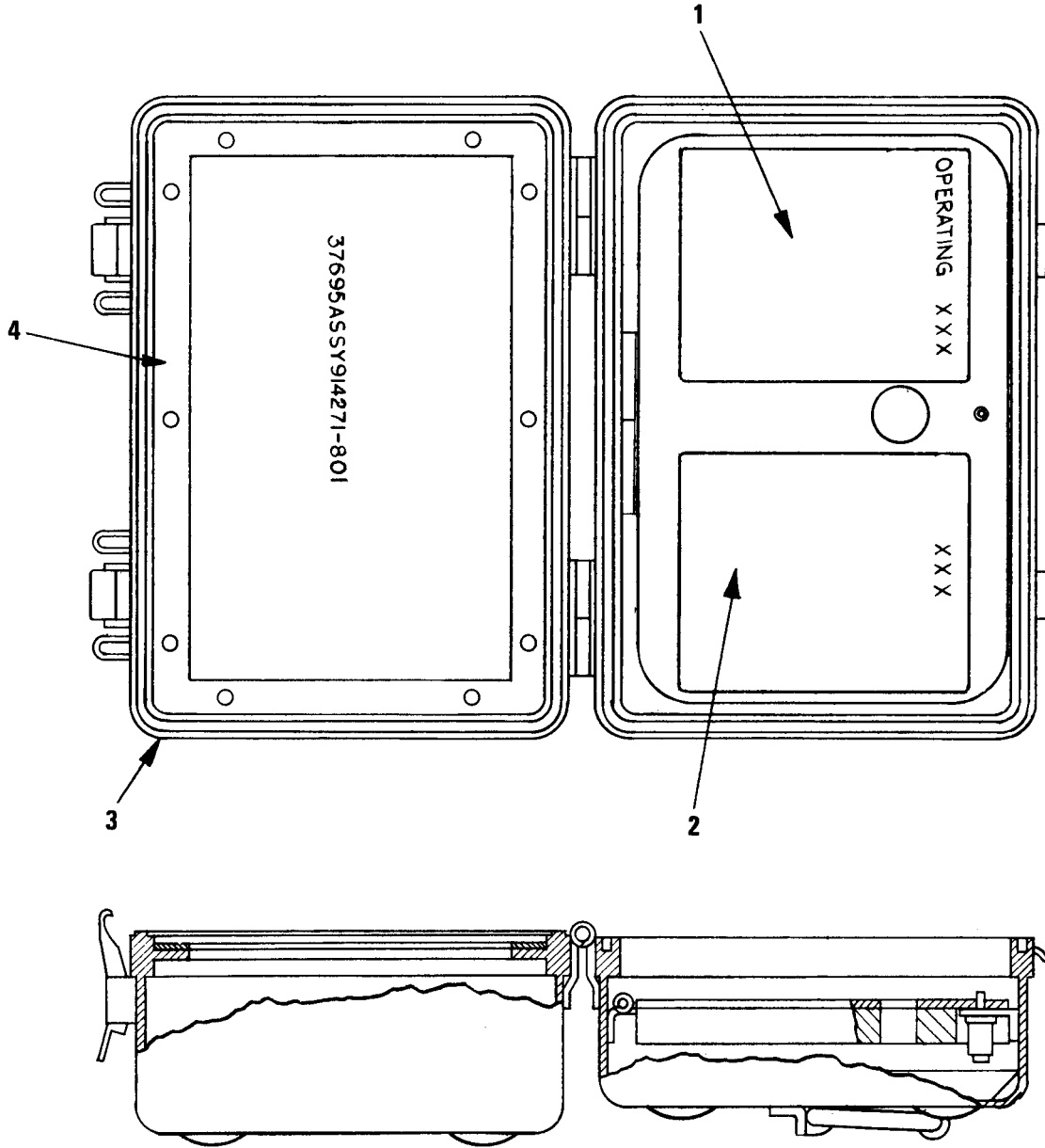


Figure 10. RF Cable Assembly

SECTION II

(1)	(2)	(3)	(4)	(5)	(6)	(7)	(8)	
ILLUSTRATION					DESCRIPTION		QTY	
(A)	(B)	NATIONAL		PART			INC	
FIG	ITEM	SMR	STOCK				IN	
NO	NO	CODE	NUMBER	FSCM	NUMBER	USABLE ON CODE	U/M	UNIT
GROUP 03 RF CABLE ASSEMBLY(1W1)								
10	1	PAHZZ	5935-00-870-3632	81349	M39012/16-0004	CONNECTOR, PLUG, ELEC	EA	2
10	2	XBHZZ		37695	155701-2	BAND MARKER, CABLE	EA	1
10	3	XBHZZ		37695	155701-3	BAND MARKER, CABLE	EA	1
10	4	XBHZZ		37695	155701-1	BAND MARKER, CABLE	EA	1



EL5V0016

Figure 11. Case Assembly

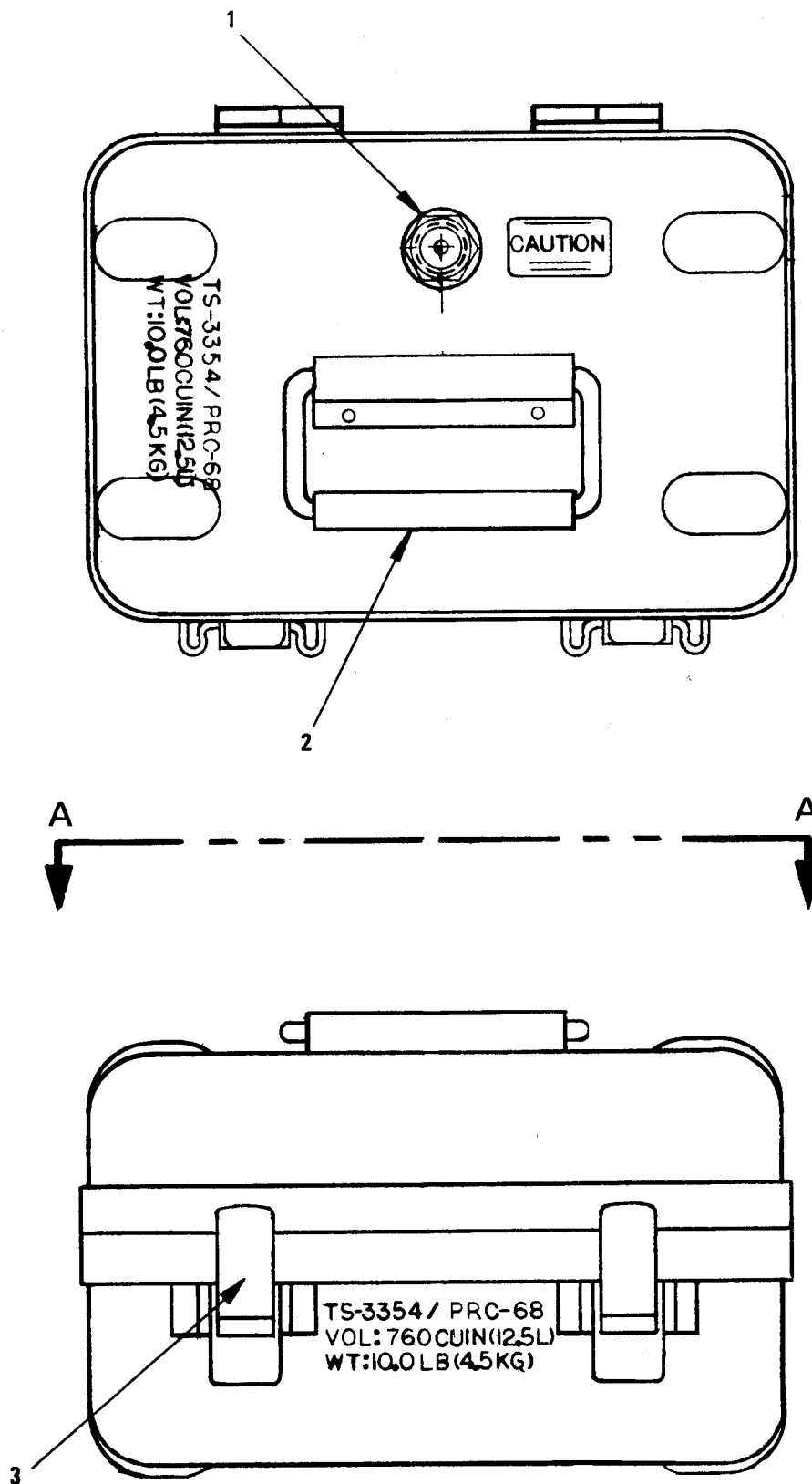
SECTION II

(1)	(2)	(3)	(4)	(5)	(6)	(7)	(8)
ILLUSTRATION					DESCRIPTION		QTY
(A)	(B)	NATIONAL		PART			INC
FIG	ITEM	SMR	STOCK	FSCM	NUMBER	USABLE ON CODE	U/M
NO	NO	CODE	NUMBER				UNIT

GROUP 04 CASE ASSEMBLY (1A2)

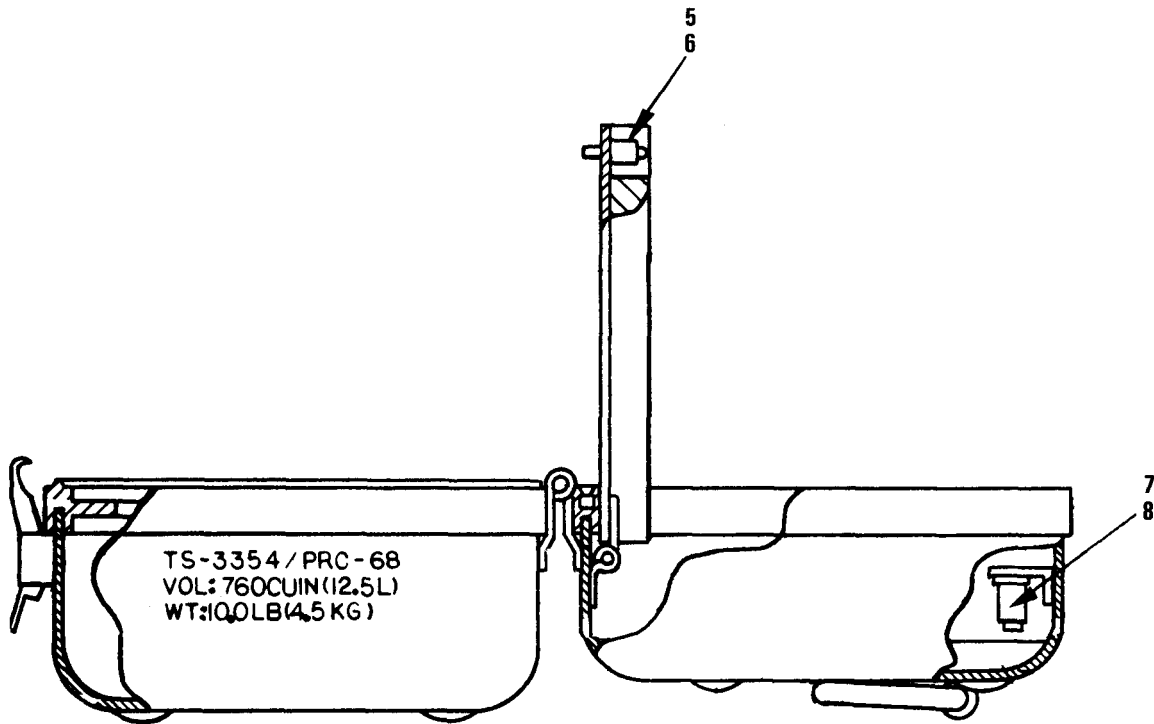
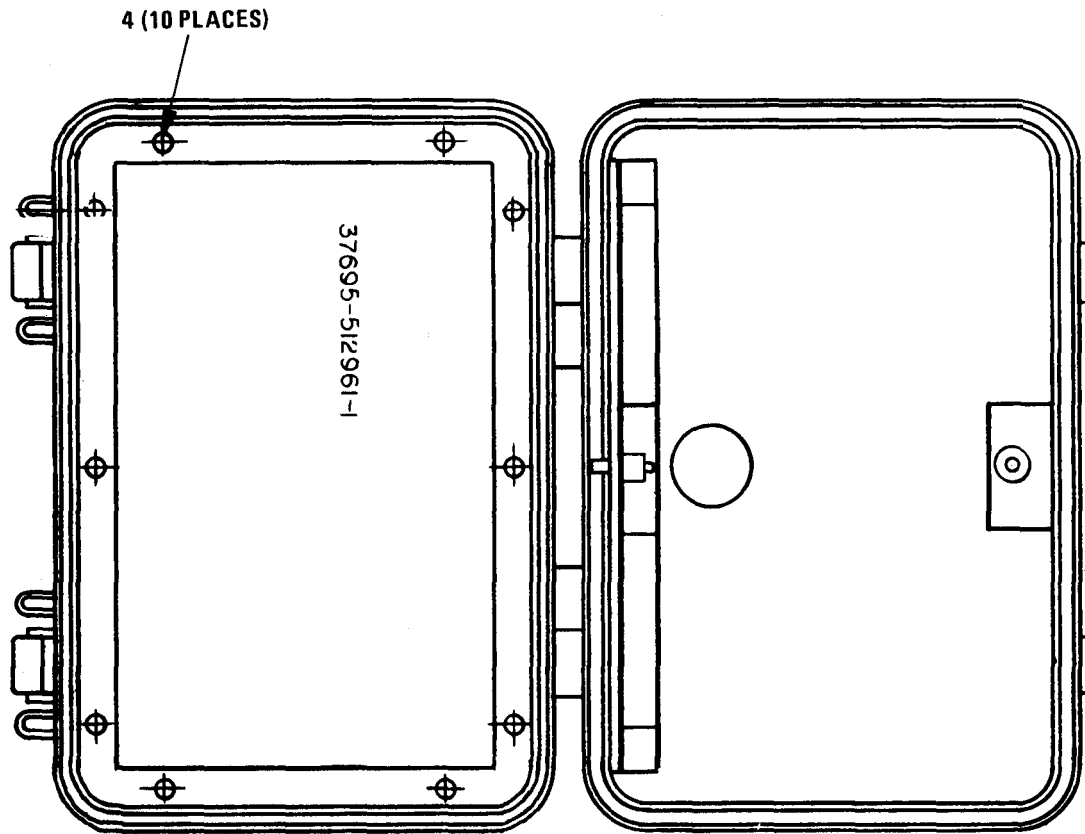
914271-801

11	1	MDHZZ		37695	347372-1	CARD, INSTRUCTION	EA	1
11	2	MDHZZ		37695	347372-2	CARD, INSTRUCTION	EA	1
11	3	PBHHH	5985-01-101-3814	24995	CR453-5471	CASE, ELECTRICAL EQU	EA	1
11	4	MDHZZ		37695	347558-1	GASKET, FRONT PANEL	EA	1



EL5V0017

Figure 12. Case Electrical Equipment. (Sheet 1 of 2)



VIEW A-A
CASE WITH LID AND
INNER PANEL OPEN

EL5V0018

Figure 12. Case Electrical Equipment (Sheet 2 of 2)

SECTION II

(1)	(2)	(3)	(4)	(5)	(6)	(7)	(8)	
ILLUSTRATION					DESCRIPTION		QTY	
(A)	(B)	NATIONAL		PART			INC	
FIG	ITEM	SMR	STOCK				IN	
NO	NO	CODE	NUMBER	FSCM	NUMBER	USABLE ON CODE	U/M	UNIT
12	1	PAHZZ	4820-01-109-2297	08992	TA294-1159	VALVE,BREATHER	EA	1
12	2	XBHZZ		77893	5220,QQ-Z-325 BL ACK	HANDLE	EA	1
12	3	PAHZZ	5340-01-004-4031	98003	HC 83314-902-MH	CATCH,CLAMPING	EA	2
12	4	PAHZZ	5310-00-175-3437	08524	FFN6010-10-B	NUT,SELF-LOCKIGN,CL	EA	10
12	5	PAHZZ	5325-00-019-1559	71286	15S1-1-1AD	STUD ASSEMBLY,TURNL	EA	1
12	6	PAHZZ		71286	15S11-1AC	PUSH ON NUT	EA	1
12	7	PAHZZ	5325-00-995-6630	71286	15R1-1AC	RECEPTACLE,TURNLOCK	EA	1
12	8	PAHZZ	5310-00-616-2973	71286	15R10-1AC	NUT,PLAIN,HEXAGON	EA	1

SECTION II

(1)	(2)	(3)	(4)	(5)	(6)	(7)	(8)	
ILLUSTRATION					DESCRIPTION		QTY	
(A)	(B)	NATIONAL	PART				INC	
FIG	ITEM	SMR	STOCK	FSCM	NUMBER	USABLE ON CODE	U/M	UNIT
NO	NO	CODE	NUMBER					
GROUP 99 BULK MATERIALS								
BULK		XAHZZ		81349	RG316/U	CABLE,RADIO FREQUEN	FT	V
BULK		XBHZZ		81349	RG58C/U	CABLE,RF	FT	V
BULK		XBHZZ		09257	S16882-9BLACK	INSUL SLVG,ELEC	FT	V
BULK		XBHZZ		09257	S16882-12CLEAR	INSUL SLVG,ELEC	FT	V
BULK		XBHZZ		09257	S16882-20BLACK	INSUL SLVG,ELEC	FT	V
BULK		XBHZZ		09257	S16882-22CLEAR	INSUL SLVG,ELEC	FT	V
BULK		XBHZZ		08795	KYNAR 3/16 DIA.	INSUL SLVG,ELEC	FT	V
BULK		XBHZZ		37695	446320-108	INSUL SLVG,ELEC	FT	V
BULK		XBHZZ		37695	465006-19	WIRE,ELECTRICAL	FT	V
BULK		XBHZZ		37695	465006-24	WIRE,ELECTRICAL	FT	V
BULK		XBHZZ		37695	466145-220	WIRE,ELECTRICAL	FT	V
BULK		XBHZZ		37695	466145-249	WIRE,ELECTRICAL	FT	V
BULK		XBHZZ		37695	467805-1032	WIRE,ELECTRICAL	LB	V
BULK		XBHZZ		37695	467805-2032	WIRE,ELECTRICAL	LB	V
BULK		XBHZZ		37695	467805-3032	WIRE,ELECTRICAL	LB	V
BULK		XBHZZ		70903	19120	CABLE,MLTPL CNDCT	FT	V

SECTION IV

STOCK NUMBER	NATIONAL STOCK NUMBER AND PART NUMBER		INDEX		
	FIGURE NO	ITEM NO	FIGURE NO	ITEM NO	
5910-00-007-2003	4	10	5999-00-728-0236	4	48
5910-00-010-8717	4	11	5961-00-752-6121	4	8
5910-00-010-8717	6	2	5905-00-758-4034	4	32
5910-00-010-8721	4	15	5935-00-784-4477	2	4
5325-00-019-1559	12	5	5310-00-810-7785	2	26
5999-00-020-7997	4	51	5310-00-812-4294	4	62
5950-00-035-4416	3	3	5961-00-821-2309	4	3
5950-00-035-4416	4	17	5935-00-823-0667	2	9
5950-00-035-4419	7	3	5310-00-828-5457	2	62
5310-00-043-4708	2	52	5310-00-837-1381	2	50
5310-00-043-4708	4	61	5961-00-852-7549	4	5
5310-00-043-4708	5	9	5935-00-870-3632	10	1
5961-00-054-4150	4	4	6625-00-880-5106	2	6
5305-00-054-5635	5	6	5935-00-892-9035	5	5
5305-00-054-5637	2	47	5940-00-900-3755	2	56
5305-00-054-5638	5	2	5961-00-912-4907	4	9
5305-00-054-5639	4	63	5961-00-925-3777	4	18
5305-00-054-5639	5	11	5999-00-927-3699	3	10
5305-00-054-5642	5	8	5310-00-928-2690	2	53
5305-00-054-5646	2	25	5310-00-928-2690	4	60
5305-00-054-5647	2	32	5310-00-928-2690	5	3
5305-00-054-5650	4	55	5310-00-933-8118	2	30
5310-00-057-0573	2	31	5310-00-933-8118	4	56
5310-00-057-0573	4	58	5310-00-933-8119	2	51
5330-00-066-2413	2	1	5320-00-954-0113	4	49
5961-00-087-6047	4	7	5310-00-962-1481	4	65
5905-00-106-1249	4	21	5935-00-992-2035	9	1
5905-00-106-1249	7	2	5305-00-993-9268	2	5
5905-00-106-1278	4	38	5325-00-995-6630	12	7
5905-00-106-3666	4	25	5340-01-004-4031	12	3
5905-00-110-0388	4	46	4920-01-012-5707	3	7
5905-00-110-0388	6	4	5910-01-021-1518	2	57
5905-00-110-7620	4	29	5305-01-031-5100	2	14
5905-00-111-1679	4	31	5961-01-032-2061	4	19
5905-00-111-4742	3	4	5305-01-033-2650	2	20
5905-00-111-8357	4	35	5910-01-036-3581	4	13
5910-00-113-5499	4	12	5925-01-040-7242	2	22
5905-00-114-0708	4	26	5961-01-043-9178	4	6
5905-00-116-2394	4	41	5905-01-047-1531	4	43
5905-00-116-8554	4	37	5905-01-061-4404	4	23
5905-00-116-8562	6	7	5961-01-067-3033	6	1
5905-00-120-9154	4	24	5910-01-067-7322	4	14
5905-00-121-9938	4	36	6625-01-094-0746	2	33
5910-00-124-0659	3	1	6625-01-094-0747	2	44
5910-00-124-0659	4	16	5999-01-094-0749	2	46
5905-00-126-6683	4	40	5999-01-094-0750	2	38
5905-00-136-8406	4	22	5820-01-094-1312	2	34
5905-00-136-8430	4	45	5985-01-096-9396	1	3
5905-00-146-8423	4	27	5820-01-096-9449	2	3
5962-00-167-6330	4	47	5355-01-097-4285	2	16
5310-00-175-3437	12	4	5355-01-097-4970	2	15
5970-00-181-0516	4	54	5355-01-097-4971	2	18
5961-00-187-2477	4	2	5995-01-097-4998	2	42
5905-00-199-6936	4	30	5985-01-097-7337	1	4
5310-00-208-3786	4	57	6625-01-097-8423	6	3
5905-00-236-7636	4	42	6625-01-097-8423	7	1
5905-00-243-9032	4	34	5930-01-098-0012	2	13
5999-00-250-2398	4	52	5355-01-098-4436	2	19
5940-00-257-5673	4	59	5355-01-098-4437	2	17
5940-00-259-9057	2	48	5930-01-099-1027	2	41
5905-00-261-7685	4	39	5930-01-099-1028	2	27
5905-00-410-3837	6	5	5930-01-099-1029	2	40
5320-00-443-0180	8	3	5930-01-099-1030	2	37
5961-00-452-0548	2	55	5930-01-099-1031	2	28
5961-00-452-0548	4	1	5935-01-099-2605	2	35
5905-00-456-0577	6	6	5935-01-099-2605	5	14
5905-00-480-4035	4	28	5935-01-099-2606	5	4
5999-00-481-5513	3	11	5310-01-099-4972	2	61
5340-00-533-9089	8	2	5895-01-099-5188	3	6
5935-00-539-1940	3	2	5962-01-099-6835	3	5
5310-00-616-2973	12	8	5910-01-099-8991	2	43
5940-00-682-2477	2	24	5930-01-099-9078	2	29
5310-00-685-3744	2	49	5985-01-101-3814	11	3
5120-00-724-3767	1	8	5905-01-102-3406	4	33
5961-00-726-7836	4	20	4820-01-109-2297	12	1

SECTION IV

NATIONAL STOCK NUMBER AND PART NUMBER INDEX

FSCM	PART NUMBER	FIGURE NO	ITEM NO	FSCM	PART NUMBER	FIGURE NO	ITEM NO
88044	AN960C8	2	49	07886	NCN-4-3-2-4	8	
83058	BS12209K1105	8	6	07886	NCN4-3-050-8	2	61
80358	BS12302K1105	8	9	23050	NO 4 NYLON SHOULDER WASHER	8	12
24995	CR453-5471	11	3	81349	RCR07G102JS	4	29
54455	DSR-21P4E5-12.0J	2	35	81349	RCR07G103JS	4	25
08524	FFN6010-10-B	12	4	81349	RCR07G104JS	4	46
98003	HC 83314-902-MH	12	3	81349	RCR07G104JS	6	4
81349	JANTX1N4454-1	4	6	81349	RCR07G105JS	4	37
81349	JANTX1N5550	2	55	81349	RCR07G123JS	4	38
81349	JANTX1N5550	4	1	81349	RCR07G202JS	4	26
81349	JAN1N4454-1	6	1	81349	RCR07G242JS	4	22
81349	JAN1N4964	4	4	81349	RCR07G332JS	4	40
81349	JAN1N5611	4	2	81349	RCR07G363JS	4	45
81349	JAN1N645	4	7	81349	RCR07G471JS	4	24
81349	JAN1N751A	4	3	81349	RCR07G510JS	4	21
81349	JAN1N753A	4	8	81349	RCR07G510JS	7	2
81349	JAN1N754A	4	5	81349	RCR07G511JS	4	41
81349	JAN1N82AG	4	9	81349	RCR07G512JS	4	31
81349	JAN2N2907A	4	18	81349	RCR07G753JS	4	36
81349	JAN2N3440	4	20	81349	RCR20G361JS	6	7
81349	JAN2N6213	4	19	81349	RCR20G391JS	3	4
08795	KYNAR 3/16 DIA.	BULK		81349	RCR20G681JS	4	35
21912	MD-108	3	7	81349	RCR32G270JS	6	6
96906	MS16535-136N	8	7	81349	RCR32G300JS	6	5
96906	MS16535-137N	8	13	81349	RCR42G201JS	4	27
96906	MS16535-138N	8	8	81349	RER65F44R2R	4	33
96906	MS16535-139N	8	14	81349	RG316/U	BULK	
96906	MS16535-155	4	49	81349	RG58C/U	BULK	
96906	MS16535-65N	8	3	81349	RJ50CP502	4	32
96906	MS3114E10-6P	2	4	81349	RJ50CP503	4	39
96906	MS3212-1	2	45	81349	RLR07C1002GR	4	43
96906	MS3212-8	2	5	81349	RLR07C1602GR	4	42
96906	MS35338-135	2	30	81349	RWR80S2R67FR	4	23
96906	MS35338-135	4	56	81349	RWR80S4320FR	4	34
96906	MS35338-137	2	51	81349	RWR80S8250FR	4	30
96906	MS51021-111	2	14	81349	RWR81S1R00FR	4	28
96906	MS51021-114	2	20	81349	SE19XD01	2	56
96906	MS51957-1	5	6	80063	SM-B-619786	4	54
96906	MS51957-12	2	25	80063	SM-C-660332	2	6
96906	MS51957-13	2	32	09257	S16882-12CLEAR	BULK	
96906	MS51957-16	4	55	09257	S16882-20BLACK	BULK	
96906	MS51957-3	2	47	09257	S16882-22CLEAR	BULK	
96906	MS51957-4	5	2	09257	S16882-9BLACK	BULK	
96906	MS51957-5	4	63	08992	TA294-1159	12	1
96906	MS51957-5	5	11	80058	U-229/U	9	1
96906	MS51957-8	5	8	80058	UG657A/U	5	5
96906	MS75083-13	3	3	80058	U183/U	2	9
96906	MS75083-13	4	17	07047	10272-DAP	4	52
96906	MS75083-9	7	3	37695	107072-54	2	54
96906	MS77068-1	2	24	37695	109614-12	4	53
96906	MS9068-012	2	1	72962	12NC4284-2-40	4	65
04713	MWA120	3	5	37695	135135-206	3	9
81349	M24066/2-318	8	2	37695	135135-206	6	8
81349	M38510/10101BGC	4	47	37695	145122-1	2	19
81349	M38527-6-01D	3	11	37695	148069-1	2	16
81349	M39003/01-3009	4	10	37695	148069-3	2	17
81349	M39006/09-8711	2	57	37695	148069-4	2	18
81349	M39006/09-8728	4	13	37695	148069-5	2	15
81349	M39006/09-8751	4	14	71286	15R1-1AC	12	7
81349	M39012/16-0004	10	1	71286	15R10-1AC	12	8
81349	M39014/01-1575	3	1	71286	15S1-1-1AD	12	5
81349	M39014/01-1575	4	16	71286	15S11-1AC	12	6
81349	M39014/01-1593	4	11	37695	155572	1	7
81349	M39014/01-1593	6	2	37695	155701-1	10	4
81349	M39014/02-1350	4	12	37695	155701-2	10	2
81349	M39014/02-1419	4	15	37695	155701-3	10	3
81349	M39019/01-215	2	22	37695	155701-7	9	4
81349	M8805/99-027	2	13	37695	155701-8	9	2
80205	NAS1640-2	2	53	37695	155701-9	9	3
80205	NAS1640-2	4	60	37695	159564-1	8	1
80205	NAS1640-2	5	3	37695	159564-801	2	21
80205	NAS620C2	2	52	19505	16-0204-000	5	4
80205	NAS620C2	4	61	19505	16-0209-000	3	2
80205	NAS620C2	5	9	37695	185290-4	5	14
80205	NAS620C4	2	31	37695	189497-6	3	8
80205	NAS620C4	4	58	70903	19120	BULK	
80205	NAS671-4	2	26	37695	205010-1	2	48
80205	NAS671C2	4	62	37695	205010-10	8	11
80205	NAS671C4	4	57	37695	205010-4	4	59
80205	NAS671C8	2	50	37695	209452-1	3	12

SECTION IV

NATIONAL STOCK NUMBER AND PART NUMBER INDEX

FSCM	PART NUMBER	FIGURE NO	ITEM NO	FSCM	PART NUMBER	FIGURE NO	ITEM NO
72982	2425-001X5W502P	2	43	37695	513559-1	5	13
37695	345125-1	8	5	37695	513560-1	5	17
37695	345125-2	8	10	37695	513565-1	2	23
37695	345919-1	2	2	37695	513566-1	2	11
37695	346577-1	3	13	37695	513597-1	5	15
37695	347346-803	2	3	37695	513598-1	5	1
37695	347372-1	11	1	77893	5220,QQ-Z-325 BLACK	12	2
37695	347372-2	11	2	73899	5284	1	8
37695	347556-1	2	59	37695	565087-801	2	42
37695	347557-1	2	58	37695	565112-801	1	5
37695	347558-1	11	4	37695	626155-1	3	6
37695	347574-1	2	7	13103	7717-15N	3	10
37695	365152-1	6	3	13103	7717-4N-WHITE	4	51
37695	365152-1	7	1	13103	7717-7N-WHITE	4	48
37695	410369-1	3	14	72962	79NCFMA1-40	2	62
37695	410500-1	4	66	37695	914161-803	1	3
37695	410660-1	7	4	37695	914265-801	2	33
37695	410661-1	6	9	37695	914267-801	2	44
37695	446320-108	BULK		37695	914271-801	1	1
37695	465006-19	BULK		37695	914272-801	2	46
37695	465006-24	BULK		37695	914451-801	2	38
37695	466145-220	BULK		37695	914545-801	5	10
37695	466145-249	BULK		37695	914546-801	5	16
37695	466478-801	1	2	37695	914548-1	2	60
37695	467805-1032	BULK		37695	914548-801	2	36
37695	467805-2032	BULK		37695	914598-801	1	4
37695	467805-3032	BULK		37695	917833-803	2	34
76854	5-11611-418	2	40	37695	917837-801	1	6
76854	5-15611-415	2	41	37695	936276-1	4	64
76854	5-15911-417	2	28	37695	936276-801	4	50
76854	5-16781-413	2	37	37695	936279-1	2	63
76854	5-16991-435	2	29	37695	936279-801	2	39
76854	5-23461-416	2	27	37695	936280-1	5	12
37695	513557-1	2	10	37695	936293-1	2	12
37695	513558-1	5	7	37695	936293-3	2	8

RECOMMENDED CHANGES TO EQUIPMENT TECHNICAL PUBLICATIONS



THEN... JOT DOWN THE DOPE ABOUT IT ON THIS FORM. CAREFULLY TEAR IT OUT. FOLD IT AND DROP IT IN THE MAIL!

SOMETHING WRONG WITH THIS PUBLICATION?

FROM: (PRINT YOUR UNIT'S COMPLETE ADDRESS)
 Commander
 Stateside Army Depot
 ATTN: AMSTA-US
 Stateside, N.J. 07703

DATE SENT
 10 July 1975

PUBLICATION NUMBER TM 11-5840-340-20P	PUBLICATION DATE 23 Jan 78	PUBLICATION TITLE Radar Set AN/PRC-76
--	-------------------------------	--

BE EXACT PIN-POINT WHERE IT IS				IN THIS SPACE TELL WHAT IS WRONG AND WHAT SHOULD BE DONE ABOUT IT:
PAGE NO	PARA-GRAPH	FIGURE NO	TABLE NO	
33				For item 2, change the NSN to read: 5835-00-134-9186. Reason: Accuracy.
44		19		Identify the cover on the junction box (item no. 5). Reason: It is a separate item and is not called out on figure 19.
45				Add the cover of the junction box as an item in the listing for figure 19. Reason: Same as above

SAMPLE

PRINTED NAME, GRADE OR TITLE, AND TELEPHONE NUMBER
 SSG I. M. DeSpirit of 999-1776

SIGN HERE

TEAR ALONG PERFORATED LINE

RECOMMENDED CHANGES TO EQUIPMENT TECHNICAL PUBLICATIONS



THEN JOT DOWN THE DOPE ABOUT IT ON THIS FORM. CAREFULLY TEAR IT OUT, FOLD IT AND DROP IT IN THE MAIL.

SOMETHING WRONG WITH THIS PUBLICATION?

FROM (PRINT YOUR UNIT'S COMPLETE ADDRESS)

DATE SENT

PUBLICATION NUMBER
TM 11-6625-2946-24P

PUBLICATION DATE
19 Jan 82

PUBLICATION TITLE
Test Set TS-3354/PRC-68

BE EXACT PIN-POINT WHERE IT IS

PAGE NO	PARA-GRAPH	FIGURE NO	TABLE NO

IN THIS SPACE TELL WHAT IS WRONG AND WHAT SHOULD BE DONE ABOUT IT:

TEAR ALONG PERFORATION LINE

PRINTED NAME GRADE OR TITLE AND TELEPHONE NUMBER

SIGN HERE

DA FORM 2028-2
1 JUL 79

PREVIOUS EDITIONS ARE OBSOLETE

P.S. - IF YOUR OUTFIT WANTS TO KNOW ABOUT YOUR RECOMMENDATION MAKE A CARBON COPY OF THIS AND GIVE IT TO YOUR HEADQUARTERS

FILL IN YOUR
UNIT'S ADDRESS

FOLD BACK

DEPARTMENT OF THE ARMY

OFFICIAL BUSINESS
PENALTY FOR PRIVATE USE \$300

POSTAGE AND FEES PAID
DEPARTMENT OF THE ARMY
DOD 314



TEAR ALONG PERFORATED LINE

Commander
US Army Communications-
Electronics Command
ATTN: DRSEL-ME-MQ
Fort Monmouth, New Jersey 07703

RECOMMENDED CHANGES TO EQUIPMENT TECHNICAL PUBLICATIONS



THEN... JOT DOWN THE DOPE ABOUT IT ON THIS FORM. CAREFULLY TEAR IT OUT. FOLD IT AND DROP IT IN THE MAIL.

SOMETHING WRONG WITH THIS PUBLICATION?

FROM (PRINT YOUR UNIT'S COMPLETE ADDRESS)

DATE SENT

PUBLICATION NUMBER

TM 11-6625-2946-24P

PUBLICATION DATE

19 Jan 82

PUBLICATION TITLE

Test Set TS-3354/PRC-68

BE EXACT PIN-POINT WHERE IT IS

PAGE NO	PARA-GRAPH	FIGURE NO	TABLE NO

IN THIS SPACE TELL WHAT IS WRONG AND WHAT SHOULD BE DONE ABOUT IT:

1148 410000-2946-24P (11)

PRINTED NAME GRADE OR TITLE AND TELEPHONE NUMBER

SIGN HERE

DA FORM 2028-2
1 JUL 79

PREVIOUS EDITIONS ARE OBSOLETE.

P.S. - IF YOUR OUTFIT WANTS TO KNOW ABOUT YOUR RECOMMENDATION MAKE A CARBON COPY OF THIS AND GIVE IT TO YOUR HEADQUARTERS

FILL IN YOUR
UNIT'S ADDRESS



FOLD BACK

DEPARTMENT OF THE ARMY

OFFICIAL BUSINESS
PENALTY FOR PRIVATE USE \$300

POSTAGE AND FEES PAID
DEPARTMENT OF THE ARMY
DOD 314



TEAR ALONG PERFORATED LINE

Commander
US Army Communications-
Electronics Command
ATTN: DRSEL-ME-MQ
Fort Monmouth, New Jersey 07703

RECOMMENDED CHANGES TO EQUIPMENT TECHNICAL PUBLICATIONS



THEN... JOT DOWN THE DOPE ABOUT IT ON THIS FORM. CAREFULLY TEAR IT OUT. FOLD IT AND DROP IT IN THE MAIL.

SOMETHING WRONG WITH THIS PUBLICATION?

FROM (PRINT YOUR UNIT'S COMPLETE ADDRESS)

DATE SENT

PUBLICATION NUMBER
TM 11-6625-2946-24P

PUBLICATION DATE
19 Jan 82

PUBLICATION TITLE
Test Set TS-3354/PRC-68

BE EXACT PIN-POINT WHERE IT IS

PAGE NO	PARA-GRAPH	FIGURE NO	TABLE NO

IN THIS SPACE TELL WHAT IS WRONG AND WHAT SHOULD BE DONE ABOUT IT:

TEAR ALONG PERFORATED LINE

PRINTED NAME GRADE OR TITLE AND TELEPHONE NUMBER

SIGN HERE

DA FORM 2028-2
1 JUL 79

PREVIOUS EDITIONS ARE OBSOLETE.

P.S.-IF YOUR OUTFIT WANTS TO KNOW ABOUT YOUR RECOMMENDATION MAKE A CARBON COPY OF THIS AND GIVE IT TO YOUR HEADQUARTERS

FILL IN YOUR
UNIT'S ADDRESS

FOLD BACK

DEPARTMENT OF THE ARMY

OFFICIAL BUSINESS
PENALTY FOR PRIVATE USE \$300

POSTAGE AND FEES PAID
DEPARTMENT OF THE ARMY
DOD 314



TEAR ALONG PERFORATED LINE

Commander
US Army Communications-
Electronics Command
ATTN: DRSEL-ME-MQ
Fort Monmouth, New Jersey 07703

By Order of the Secretary of the Army, and the Commandant of the Marine Corps

E. C. MEYER
General, United States Army
Chief of Staff

Official:

ROBERT M. JOYCE
Brigadier General, United States Army
The Adjutant General

T. YAMAKIDO
Deputy Director, Technical Operations Division
United States Marine Corps

DISTRIBUTION:

To be distributed in accordance with Special List.

